

Ruffalo Noel Levitz Surveys 2023

- ▶ Response rates:

- ▶ April 2023 – 27%

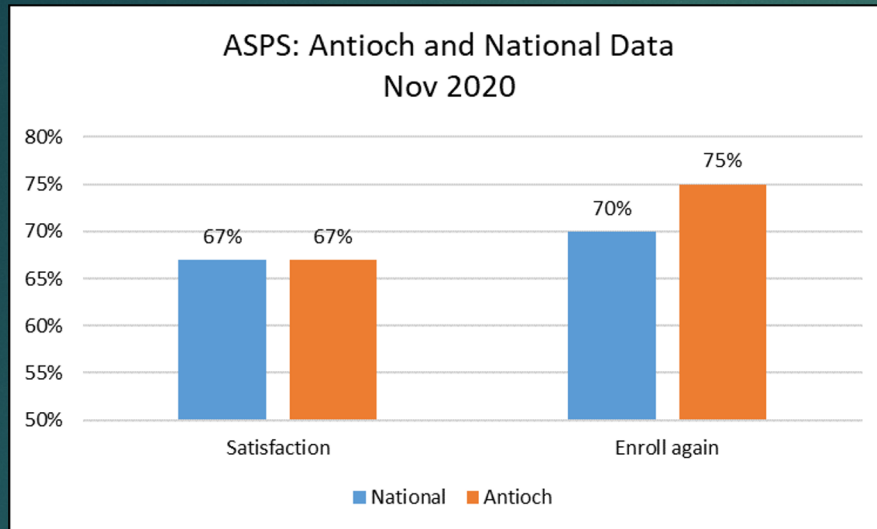
- ▶ Nov 2020 - 33%

- ▶ Nov 2017 -14%

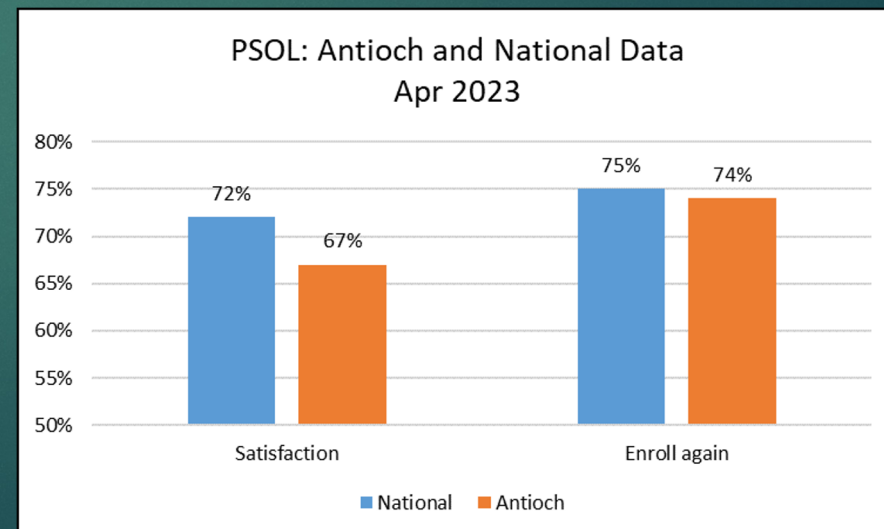
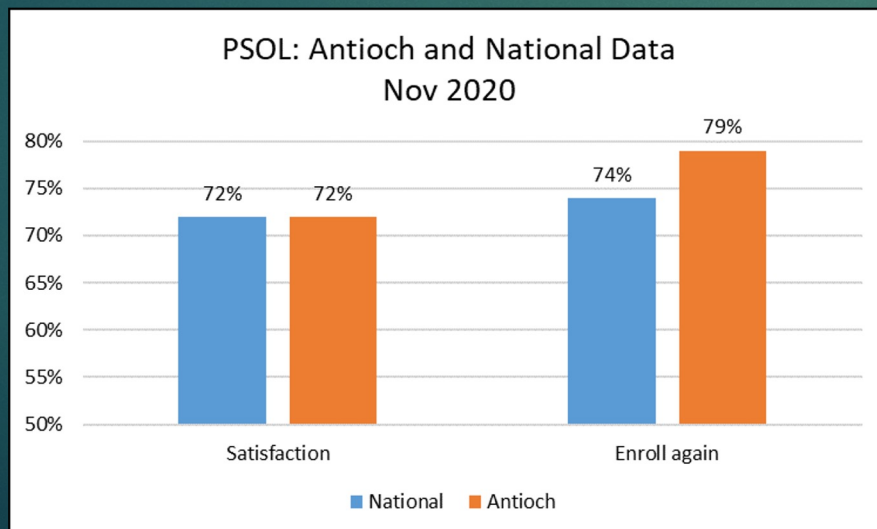
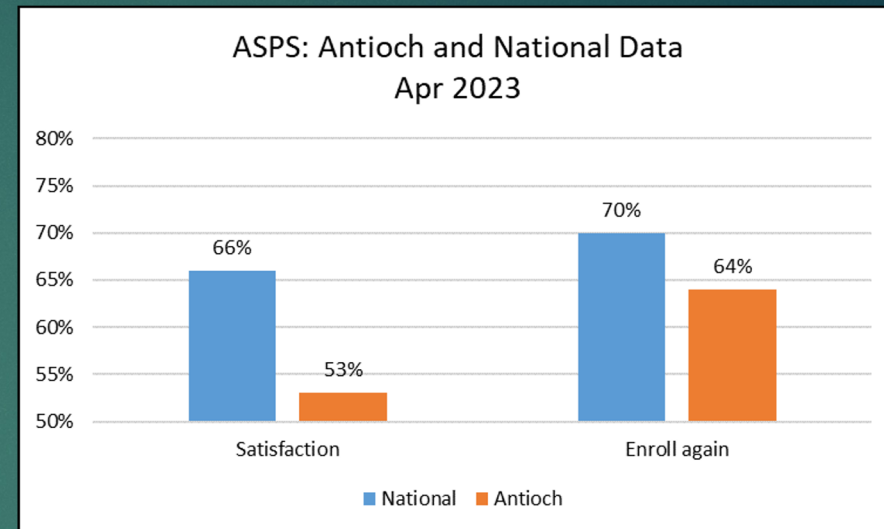
- ❖ The average RNL response rate is closer to 20%.

Antioch satisfaction dropped from 2020 to 2023

2020



2023



Ruffalo Noel Levitz Surveys 2023

Results by Campus (red means our result is lower than the National level)

		Satisfaction, %	Enroll again, %
ASPS	National	66	70
	Overall Antioch	53	64
	AULA	53	62
	AUSB	45	42
	AUNE	55	66
	AUS	54	67
	GSLC	76	81
		Satisfaction, %	Enroll again, %
PSOL	National	72	75
	Overall Antioch	67	74
	AULA	75	80
	AUNE	53	63
	AUO	76	80

Ruffalo Noel Levitz Surveys 2023

Results by Program Group (red means our result is lower than the National level)

		Satisfaction, %	Enroll again, %
ASPS	National	66	70
	MA in CFT_AUS	66	81
	MA Clinical Psychology_AULA	52	65
	MA in MFT_AUS	33	54
	MA Counseling_AUS	43	53
	MACP_AUSB	33	34
	MFT_AUNE	53	76
	PsyD_AUS	55	70
	MA in Psych_AULA	49	73
	PsyD_AUNE	39	75
	MS ES_AUNE	52	52
	PhD ES_AUNE	66	55
			Satisfaction, %
PSOL	National	72	75
	MA in CMHC_NE	49	61
	EdD_AUO	78	87
	MBA_AUO	73	66
	MFA_AULA	74	81
	BA in Human Development_AU	91	100
	BA in Liberal Studies_AUO	70	100

Ruffalo Noel Levitz Survey 2023

Important:

- ▶ The Infographics will be shared with the community (Dispatch and the OIE website)
- ▶ We need to address the Challenges outlined in the Infographics