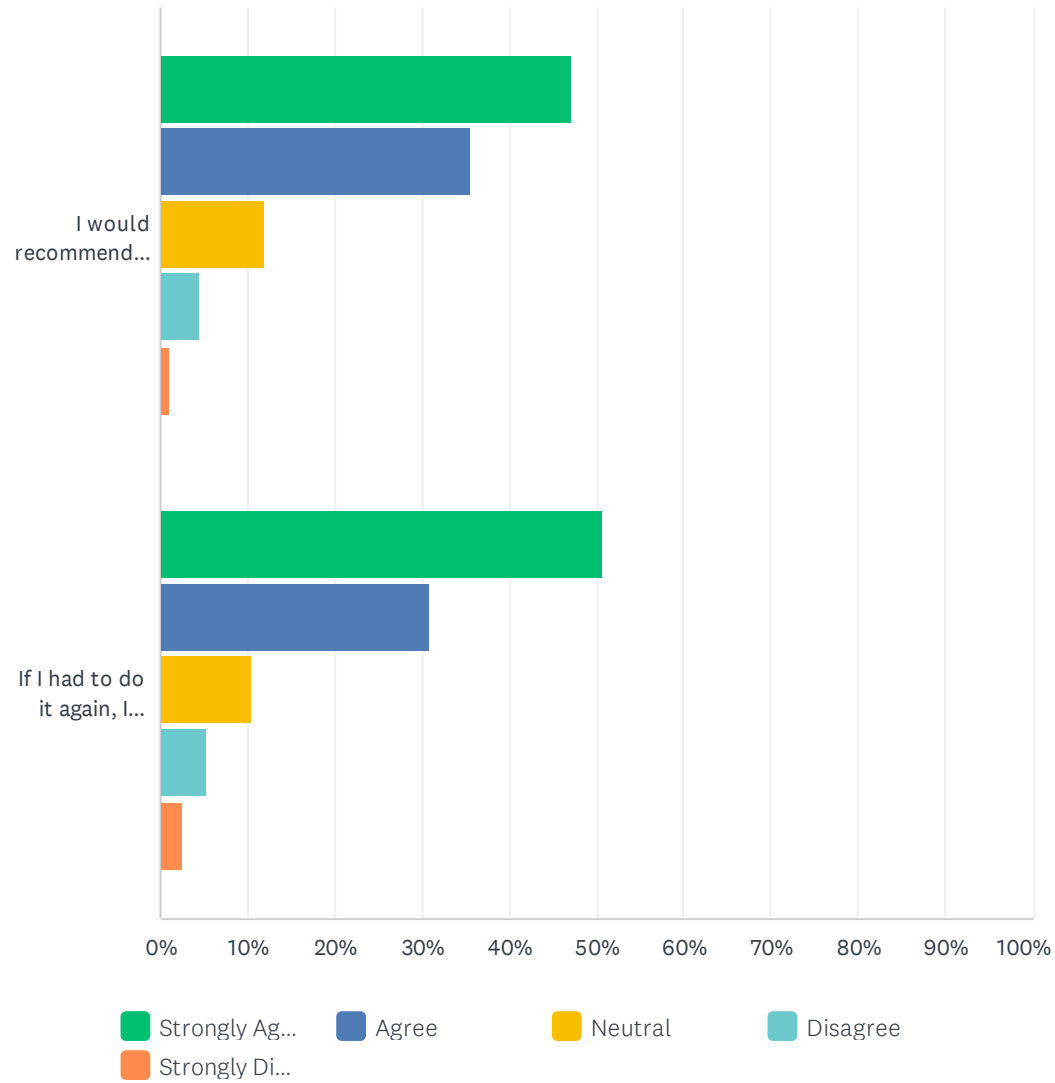


# Q1 Tell us about your academic satisfaction

Answered: 270 Skipped: 0

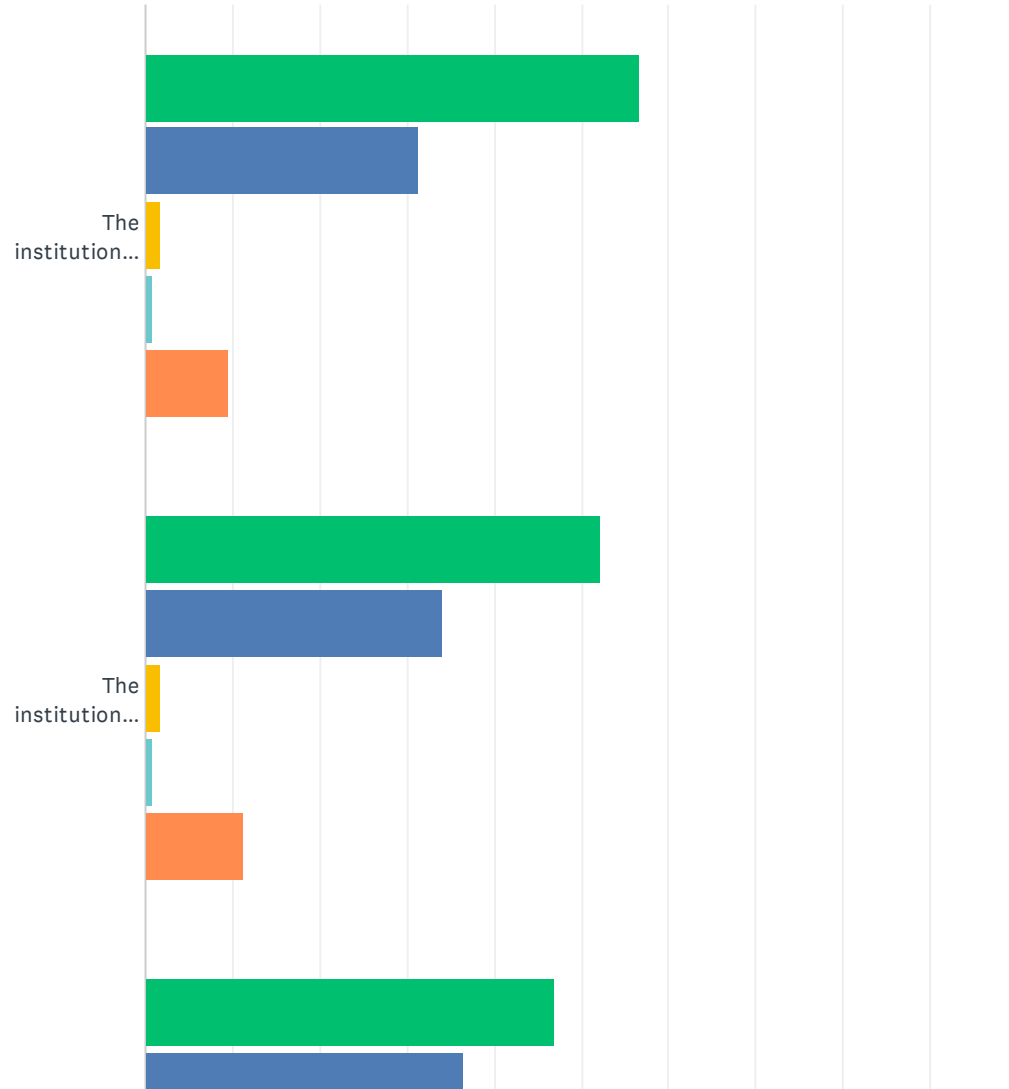


AUNE Sexual Misconduct Climate Survey AY2023-24

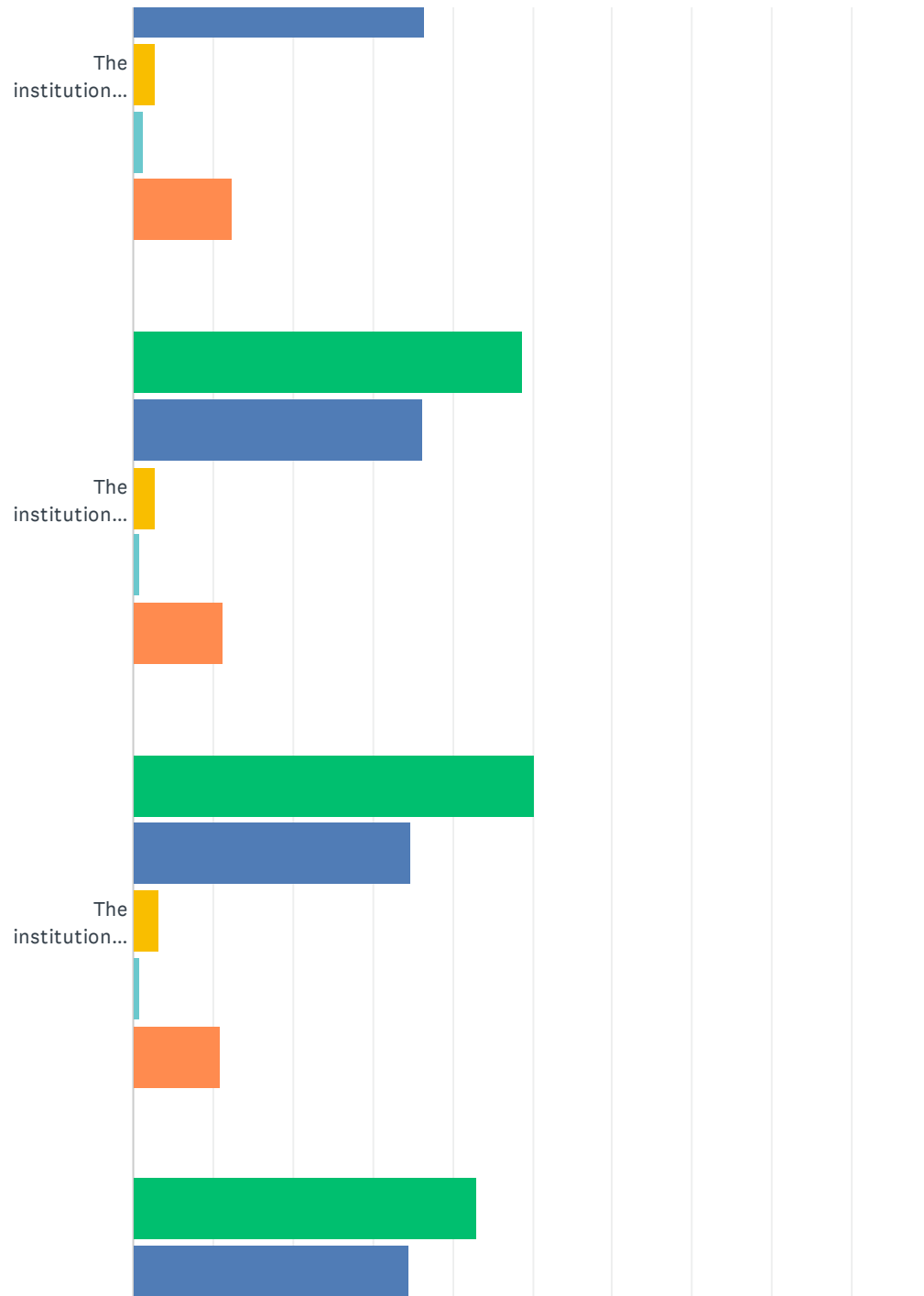
	<b>STRONGLY AGREE</b>	<b>AGREE</b>	<b>NEUTRAL</b>	<b>DISAGREE</b>	<b>STRONGLY DISAGREE</b>	<b>TOTAL</b>	<b>WEIGHTED AVERAGE</b>
I would recommend attending Antioch to others.	47.04% 127	35.56% 96	11.85% 32	4.44% 12	1.11% 3	270	4.23
If I had to do it again, I would still attend Antioch.	50.75% 135	30.83% 82	10.53% 28	5.26% 14	2.63% 7	266	4.22

Q2 The following statements describe how Antioch might handle it if a student reported an incident of sexual misconduct. Using the scale provided, please indicate the likelihood of each statement.

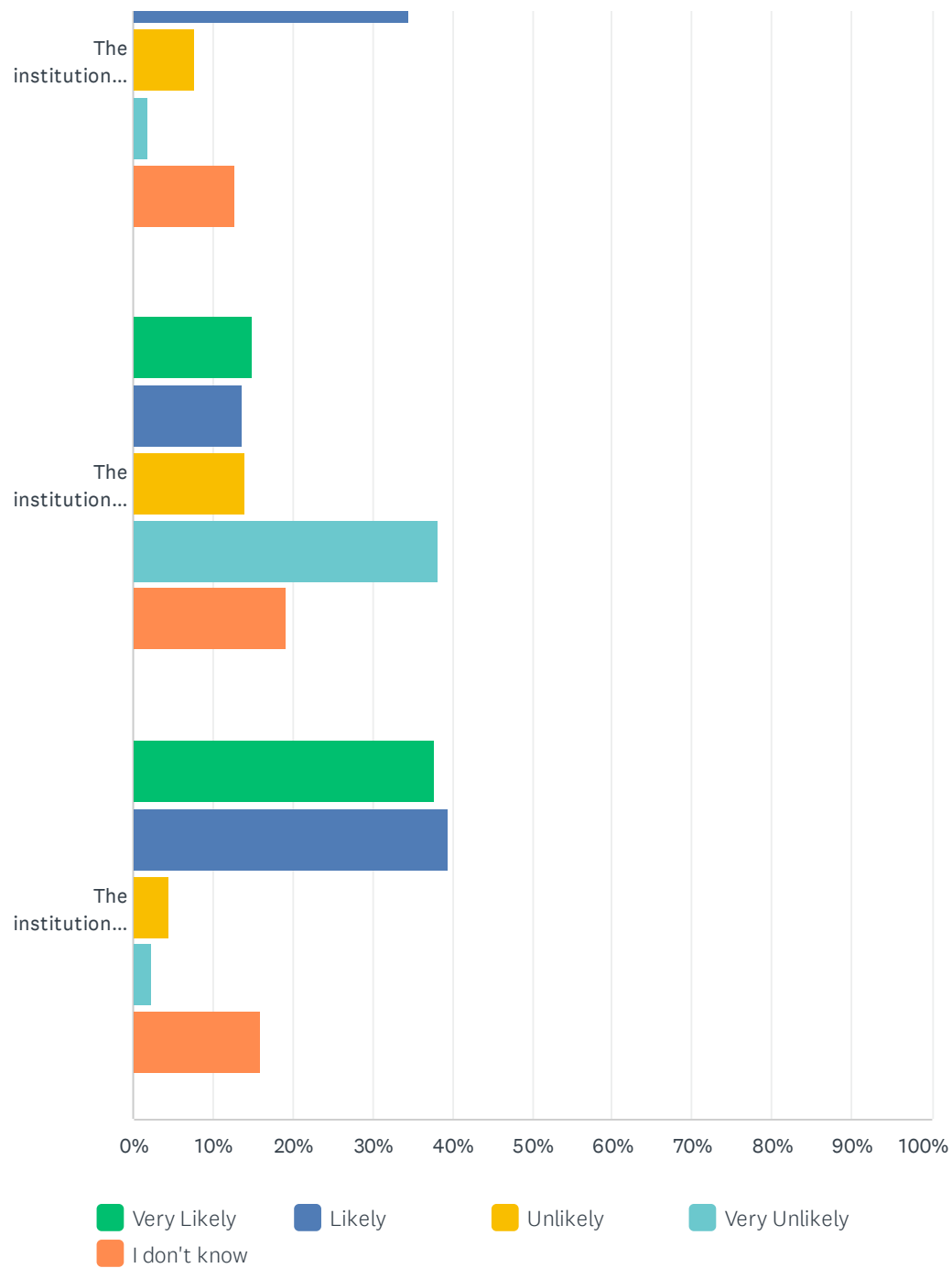
Answered: 249 Skipped: 21



# AUNE Sexual Misconduct Climate Survey AY2023-24



# AUNE Sexual Misconduct Climate Survey AY2023-24

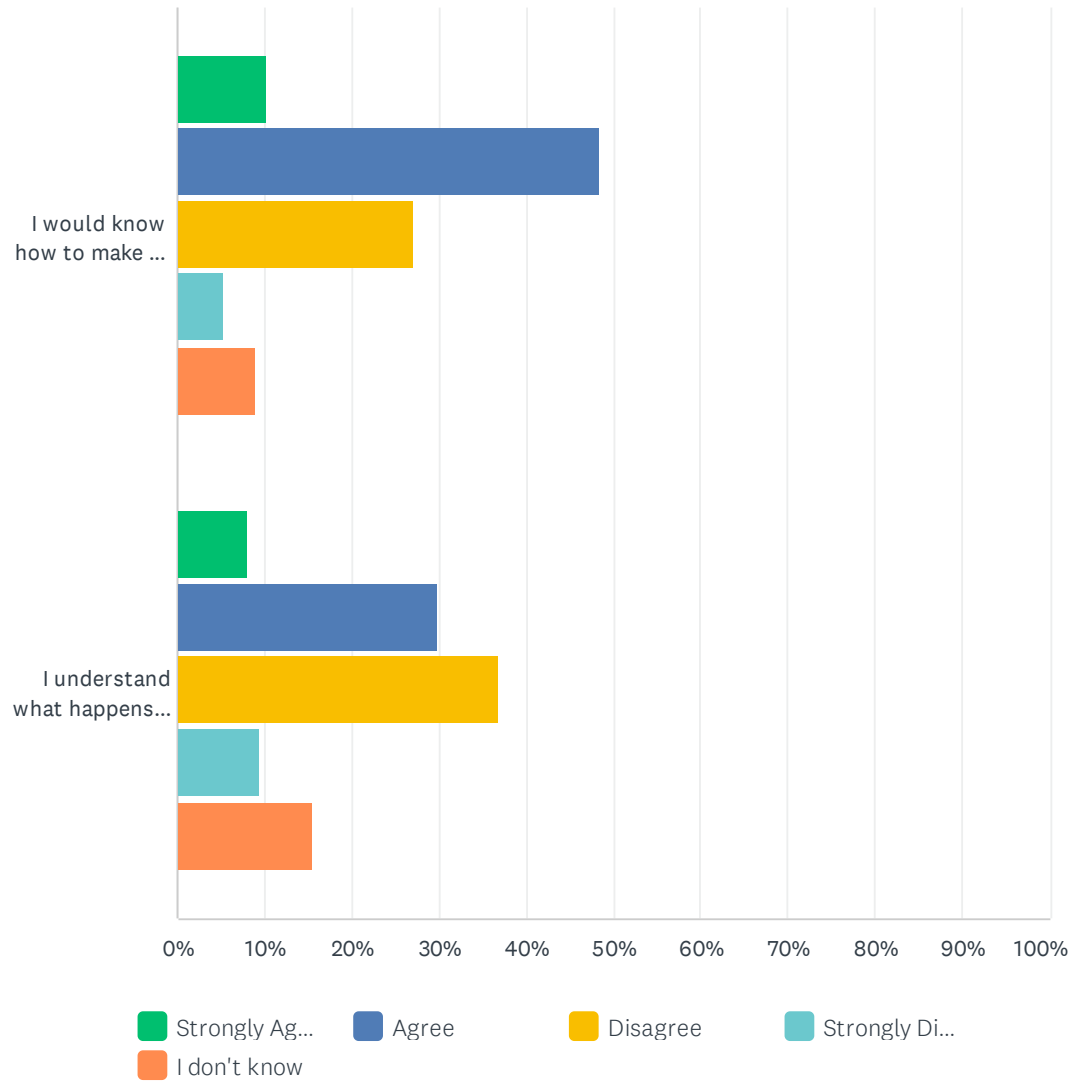


AUNE Sexual Misconduct Climate Survey AY2023-24

	VERY LIKELY	LIKELY	UNLIKELY	VERY UNLIKELY	I DON'T KNOW	TOTAL	WEIGHTED AVERAGE
The institution would take the report seriously.	56.63% 141	31.33% 78	1.61% 4	0.80% 2	9.64% 24	249	3.59
The institution would maintain the privacy of the person making the report.	52.21% 130	34.14% 85	1.61% 4	0.80% 2	11.24% 28	249	3.55
The institution would do its best to honor the request of the person about how to go forward with the case.	46.99% 117	36.55% 91	2.81% 7	1.20% 3	12.45% 31	249	3.48
The institution would take steps to protect the safety of the person making the report.	48.79% 121	36.29% 90	2.82% 7	0.81% 2	11.29% 28	248	3.50
The institution would provide supportive measures to the person who made the report.	50.40% 125	34.68% 86	3.23% 8	0.81% 2	10.89% 27	248	3.51
The institution would take action to address factors that may have led to the sexual misconduct.	42.97% 107	34.54% 86	7.63% 19	2.01% 5	12.85% 32	249	3.36
The institution would punish the person who made the report.	14.86% 37	13.65% 34	14.06% 35	38.15% 95	19.28% 48	249	2.06
The institution would handle the report fairly.	37.75% 94	39.36% 98	4.42% 11	2.41% 6	16.06% 40	249	3.34

### Q3 Using the scale provided, please indicate your level of agreement with the following statements.

Answered: 244 Skipped: 26



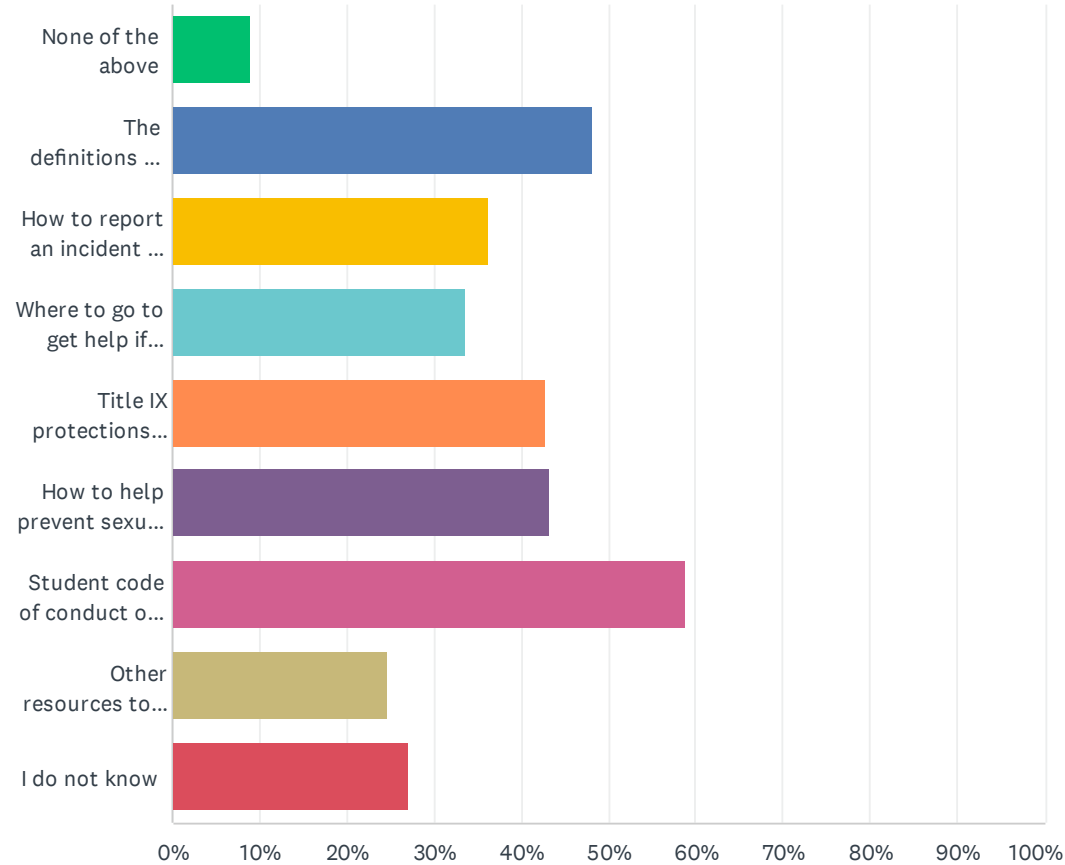
AUNE Sexual Misconduct Climate Survey AY2023-24

	<b>STRONGLY AGREE</b>	<b>AGREE</b>	<b>DISAGREE</b>	<b>STRONGLY DISAGREE</b>	<b>I DON'T KNOW</b>	<b>TOTAL</b>	<b>WEIGHTED AVERAGE</b>
I would know how to make a report of sexual misconduct.	10.25% 25	48.36% 118	27.05% 66	5.33% 13	9.02% 22	244	2.70
I understand what happens when a student makes a sexual misconduct report at Antioch.	8.20% 20	29.92% 73	36.89% 90	9.43% 23	15.57% 38	244	2.44



Q4 Since coming to Antioch, have you received written (e.g., brochures, emails) or verbal information (e.g., presentations, training) from anyone at Antioch about the following? Please check all that apply.

Answered: 226 Skipped: 44

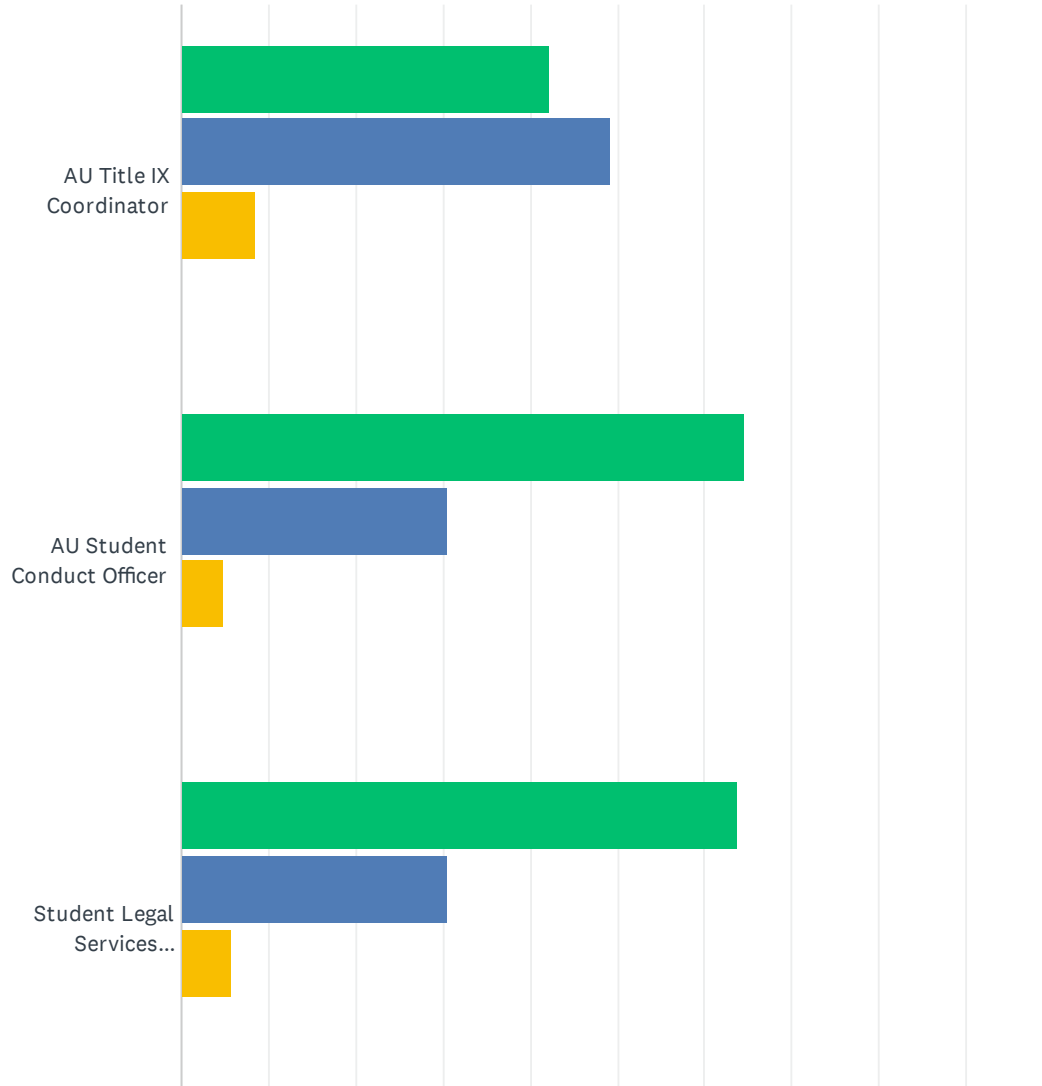


AUNE Sexual Misconduct Climate Survey AY2023-24

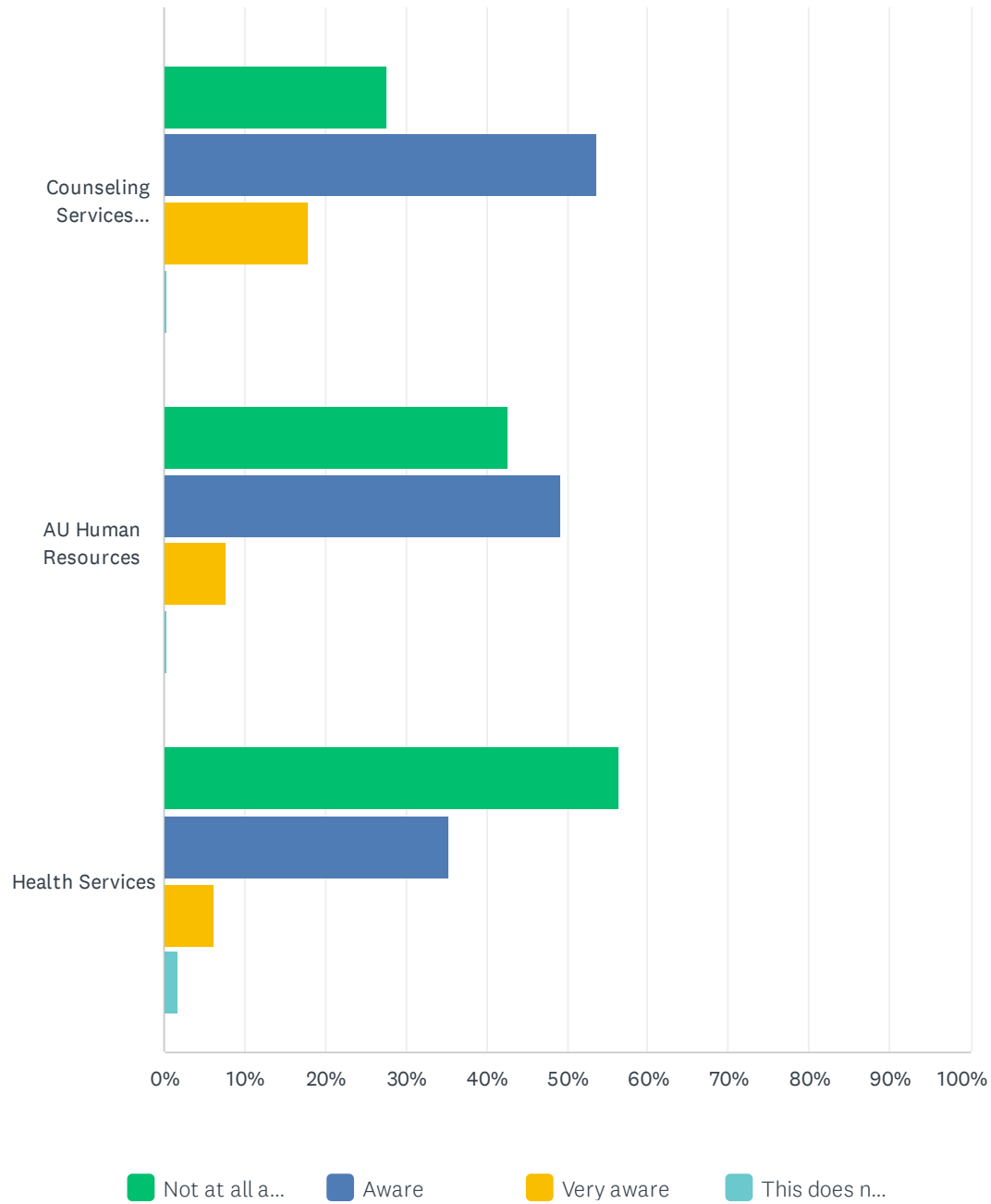
ANSWER CHOICES	RESPONSES	
None of the above	8.85%	20
The definitions of types of sexual misconduct	48.23%	109
How to report an incident of sexual misconduct	36.28%	82
Where to go to get help if someone you know experiences sexual misconduct	33.63%	76
Title IX protections against sexual misconduct	42.92%	97
How to help prevent sexual misconduct	43.36%	98
Student code of conduct or honor code	58.85%	133
Other resources to help you or someone you know deal with a sexual misconduct incident (i.e., community-based crisis center)	24.78%	56
I do not know	26.99%	61
Total Respondents: 226		

Q5 Please use the following scale to indicate how aware you are of the function of the campus and community resources specifically related to sexual misconduct response at Antioch listed below.

Answered: 223 Skipped: 47



# AUNE Sexual Misconduct Climate Survey AY2023-24

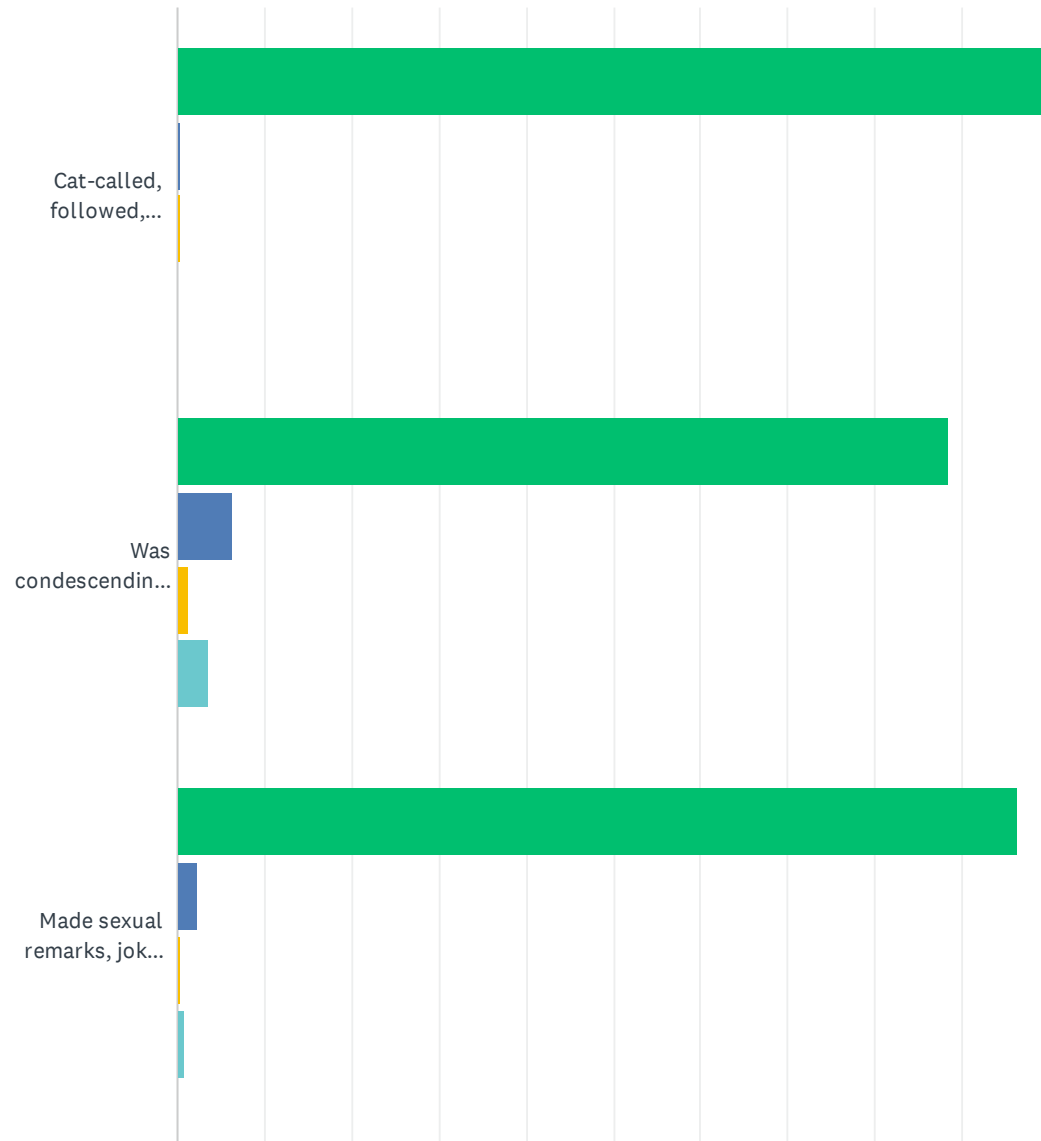


AUNE Sexual Misconduct Climate Survey AY2023-24

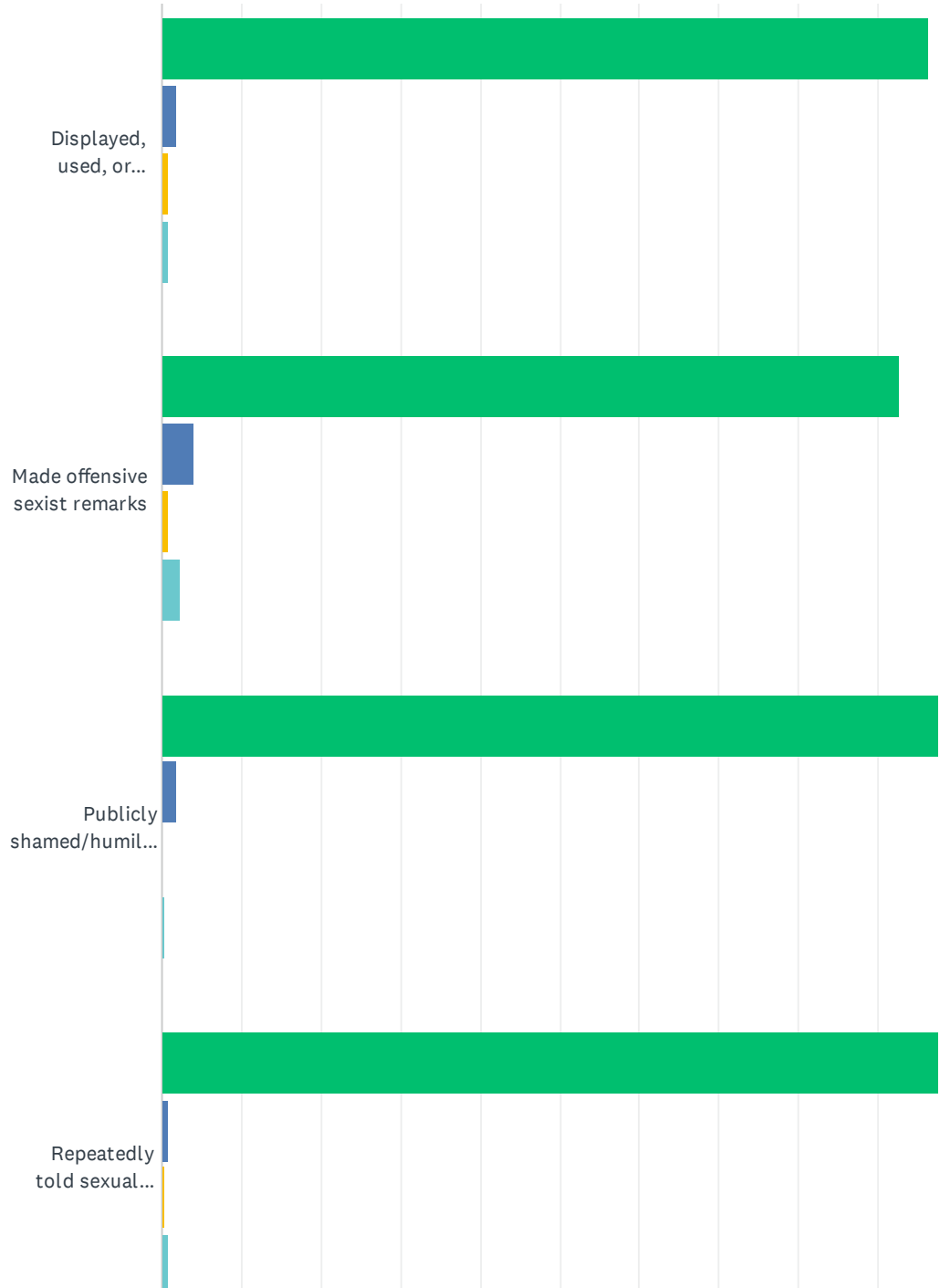
	NOT AT ALL AWARE	AWARE	VERY AWARE	THIS DOES NOT EXIST AT ANTIOCH	TOTAL
AU Title IX Coordinator	42.15% 94	49.33% 110	8.52% 19	0.00% 0	223
AU Student Conduct Officer	64.57% 144	30.49% 68	4.93% 11	0.00% 0	223
Student Legal Services (through WellConnect)	63.68% 142	30.49% 68	5.83% 13	0.00% 0	223
Counseling Services (Campus Clinics and WellConnect)	27.80% 62	53.81% 120	17.94% 40	0.45% 1	223
AU Human Resources	42.60% 95	49.33% 110	7.62% 17	0.45% 1	223
Health Services	56.50% 126	35.43% 79	6.28% 14	1.79% 4	223

# Q6 Since you enrolled at Antioch, have you been in a situation in which another student/s, visitors or guests of a student:

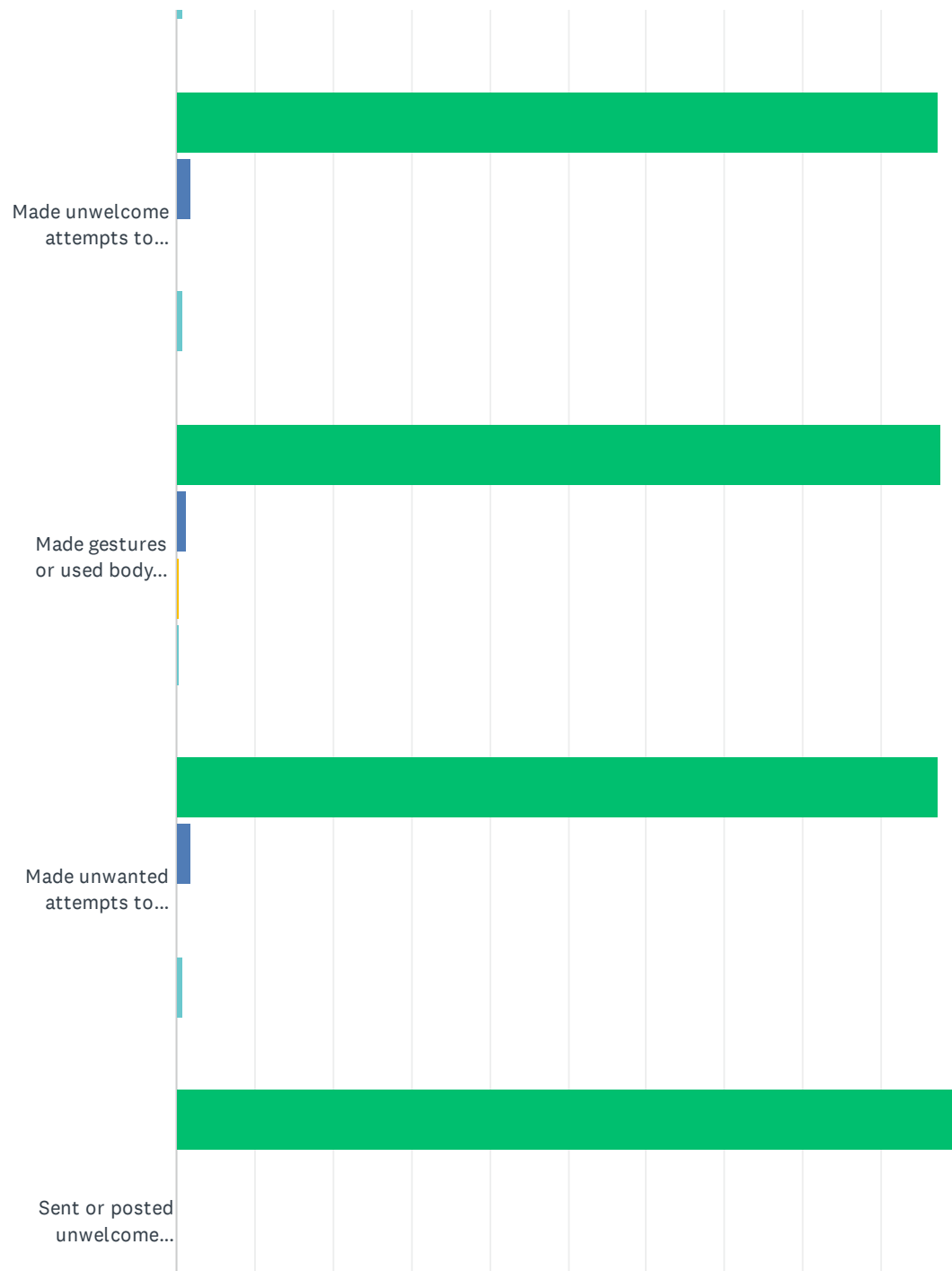
Answered: 218 Skipped: 52



# AUNE Sexual Misconduct Climate Survey AY2023-24

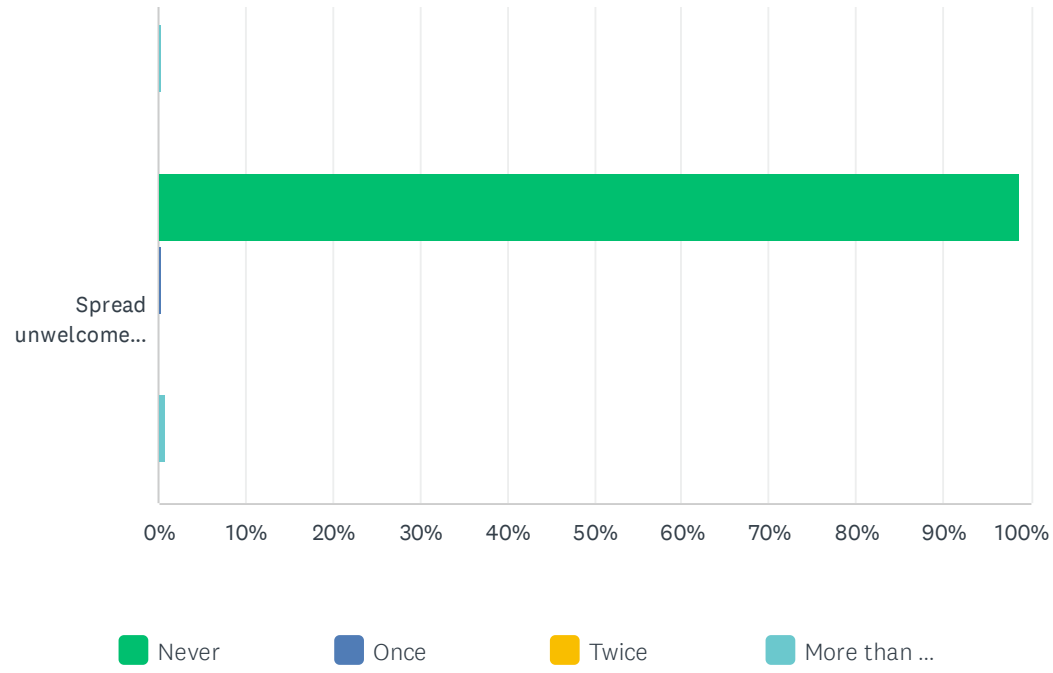


# AUNE Sexual Misconduct Climate Survey AY2023-24





# AUNE Sexual Misconduct Climate Survey AY2023-24

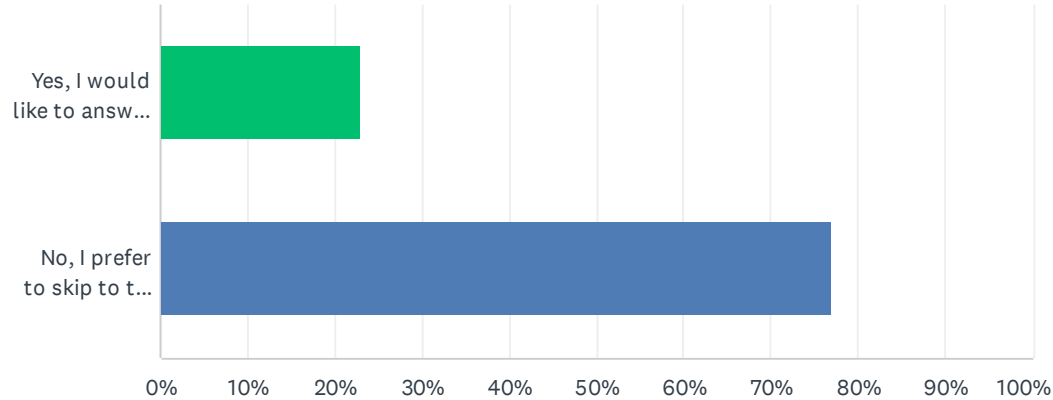


AUNE Sexual Misconduct Climate Survey AY2023-24

	NEVER	ONCE	TWICE	MORE THAN 2 TIMES	TOTAL
Cat-called, followed, honked or whistled at you, flashed you, or directed other sexually aggressive actions towards you in public	99.08% 216	0.46% 1	0.46% 1	0.00% 0	218
Was condescending to you, or treated you negatively because of your sex or gender identity	88.53% 193	6.42% 14	1.38% 3	3.67% 8	218
Made sexual remarks, jokes or stories that were insulting or offensive to you	96.33% 210	2.29% 5	0.46% 1	0.92% 2	218
Displayed, used, or distributed sexist or suggestive materials	96.33% 210	1.83% 4	0.92% 2	0.92% 2	218
Made offensive sexist remarks	92.66% 202	4.13% 9	0.92% 2	2.29% 5	218
Publicly shamed/humiliated you regarding your sexual activity or experiences	97.71% 213	1.83% 4	0.00% 0	0.46% 1	218
Repeatedly told sexual stories or jokes that were offensive to you	97.69% 211	0.93% 2	0.46% 1	0.93% 2	216
Made unwelcome attempts to draw you into a discussion of sexual matters	97.25% 212	1.83% 4	0.00% 0	0.92% 2	218
Made gestures or used body language of a sexual nature which embarrassed or offended you	97.71% 213	1.38% 3	0.46% 1	0.46% 1	218
Made unwanted attempts to establish a romantic or sexual relationship with you (i.e., ask you for dates, drinks, dinner, etc.)	97.25% 212	1.83% 4	0.00% 0	0.92% 2	218
Sent or posted unwelcome sexual comments, jokes or pictures by text, email, Facebook, Instagram, Snapchat, Twitter, TikTok or other electronic means?	99.54% 217	0.00% 0	0.00% 0	0.46% 1	218
Spread unwelcome sexual rumors about you through spoken comments or by text, email, or social media (i.e., Instagram, Snapchat, TikTok)	98.62% 215	0.46% 1	0.00% 0	0.92% 2	218

Q7 Are you willing to answer some additional questions about this topic, or would you like to skip to the next section of the survey? The additional questions are intended to better inform support and prevention and response efforts at Antioch.

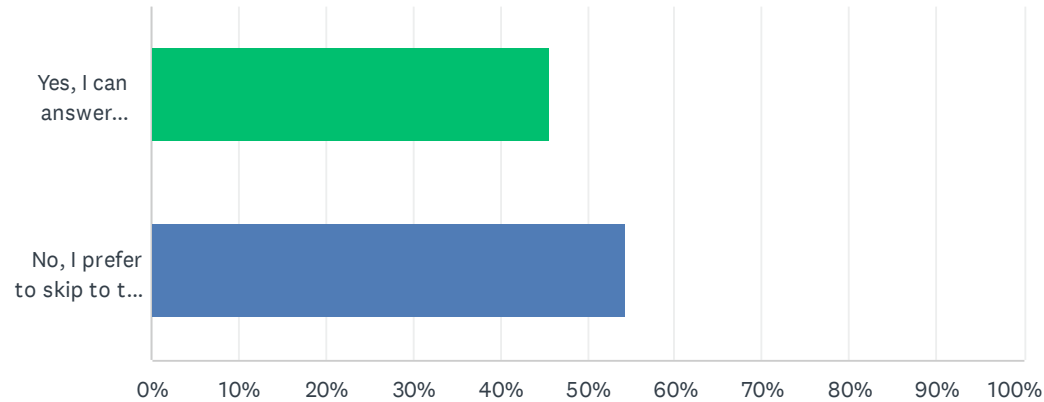
Answered: 217 Skipped: 53



ANSWER CHOICES	RESPONSES	
Yes, I would like to answer additional questions	23.04%	50
No, I prefer to skip to the next section	76.96%	167
<b>TOTAL</b>		<b>217</b>

Q8 Are you willing to answer some additional questions about this topic, or would you like to skip to the next section of the survey? The additional questions are intended to better inform support and prevention and response efforts at Antioch?

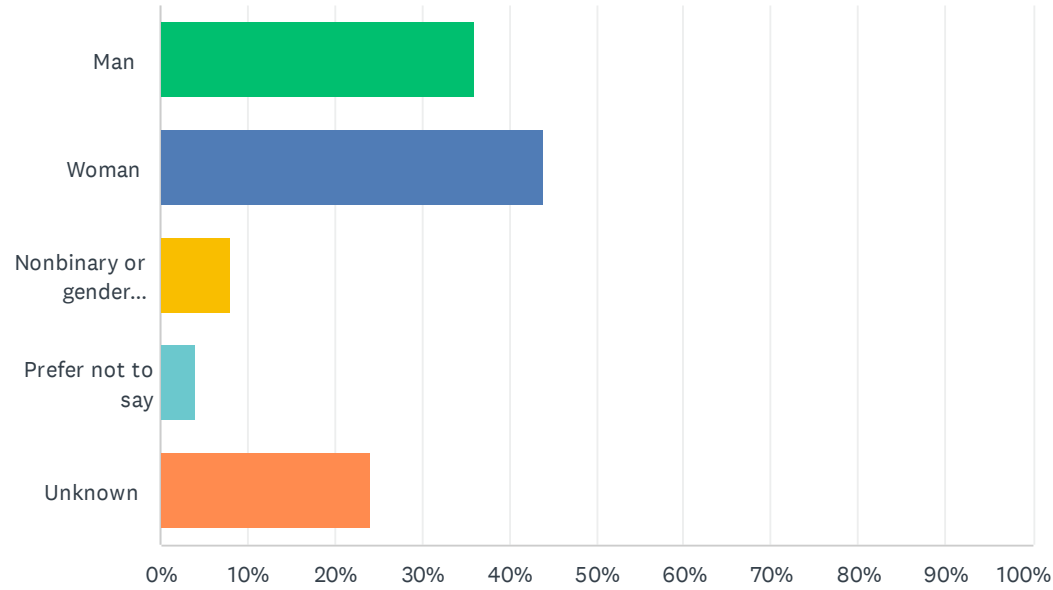
Answered: 70 Skipped: 200



ANSWER CHOICES	RESPONSES	
Yes, I can answer additional questions	45.71%	32
No, I prefer to skip to the next section	54.29%	38
TOTAL		70

## Q9 Please describe the person who harassed you: Gender

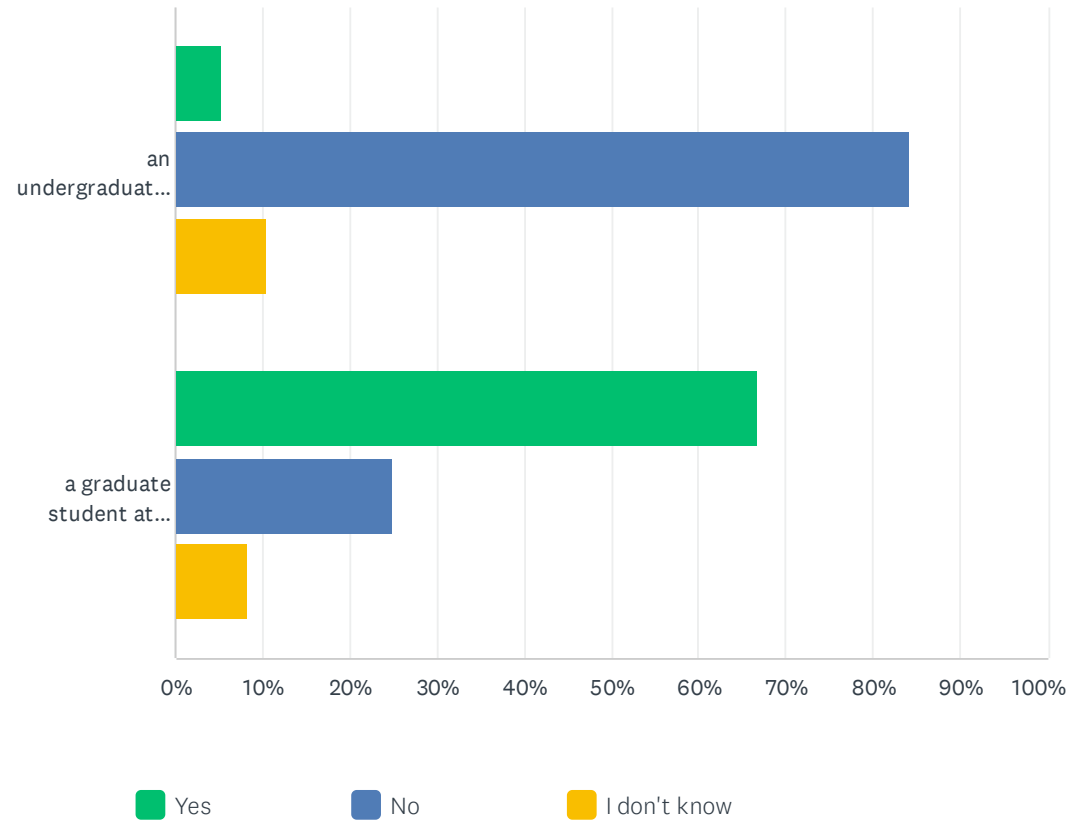
Answered: 25 Skipped: 245



ANSWER CHOICES	RESPONSES	
Man	36.00%	9
Woman	44.00%	11
Nonbinary or gender expansive	8.00%	2
Prefer not to say	4.00%	1
Unknown	24.00%	6
Total Respondents: 25		

### Q10 Was the other person:

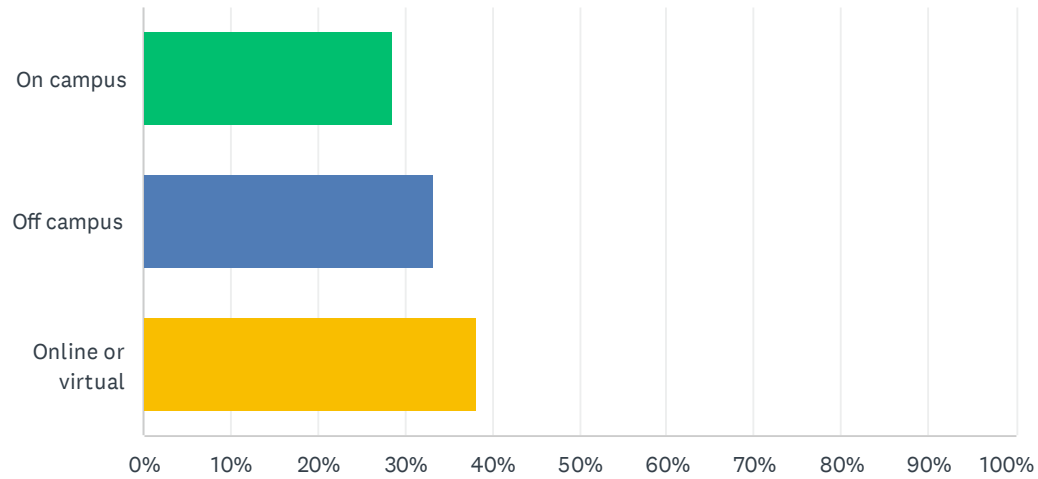
Answered: 24 Skipped: 246



	YES	NO	I DON'T KNOW	TOTAL	WEIGHTED AVERAGE
an undergraduate student at Antioch	5.26% 1	84.21% 16	10.53% 2	19	2.05
a graduate student at Antioch	66.67% 16	25.00% 6	8.33% 2	24	1.42

### Q11 Where did this happen?

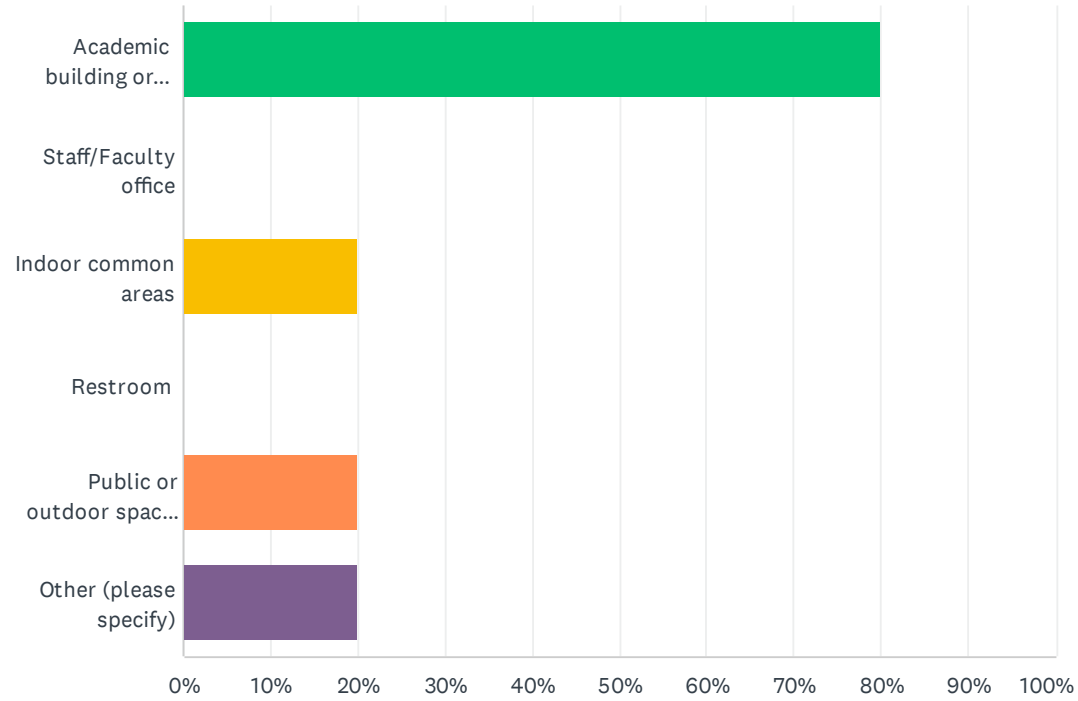
Answered: 21 Skipped: 249



ANSWER CHOICES	RESPONSES	
On campus	28.57%	6
Off campus	33.33%	7
Online or virtual	38.10%	8
<b>TOTAL</b>		<b>21</b>

### Q12 Where did this happen: On-campus (check all that apply)

Answered: 5 Skipped: 265



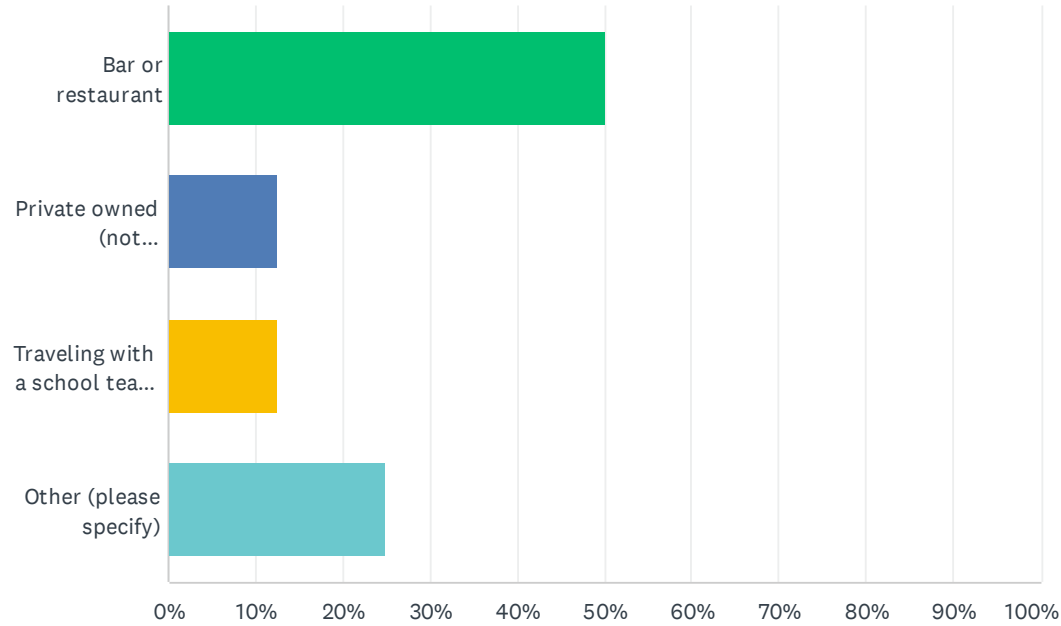


AUNE Sexual Misconduct Climate Survey AY2023-24

ANSWER CHOICES	RESPONSES	
Academic building or classroom	80.00%	4
Staff/Faculty office	0.00%	0
Indoor common areas	20.00%	1
Restroom	0.00%	0
Public or outdoor space on campus	20.00%	1
Other (please specify)	20.00%	1
Total Respondents: 5		

### Q13 Where did this happen: Off-campus (check all that apply)

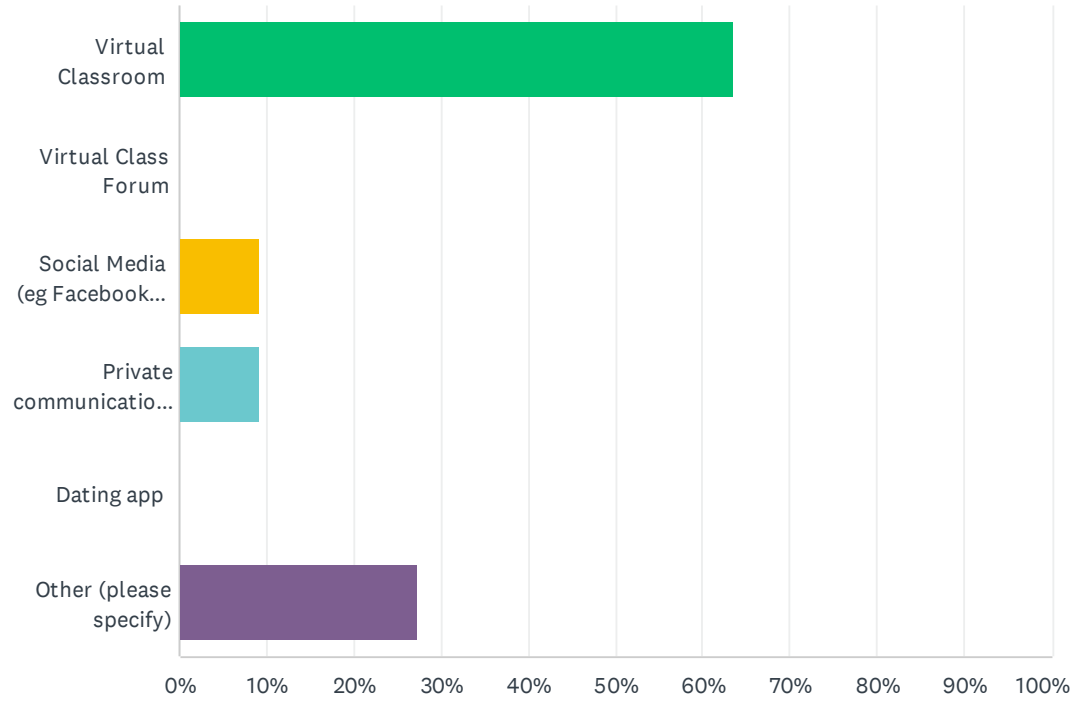
Answered: 8 Skipped: 262



ANSWER CHOICES	RESPONSES	
Bar or restaurant	50.00%	4
Private owned (not campus-owned) housing or apartment complex	12.50%	1
Traveling with a school team, band, or other organization	12.50%	1
Other (please specify)	25.00%	2
Total Respondents: 8		

### Q14 Where did this happen: Online or virtual (check all that apply)

Answered: 11 Skipped: 259

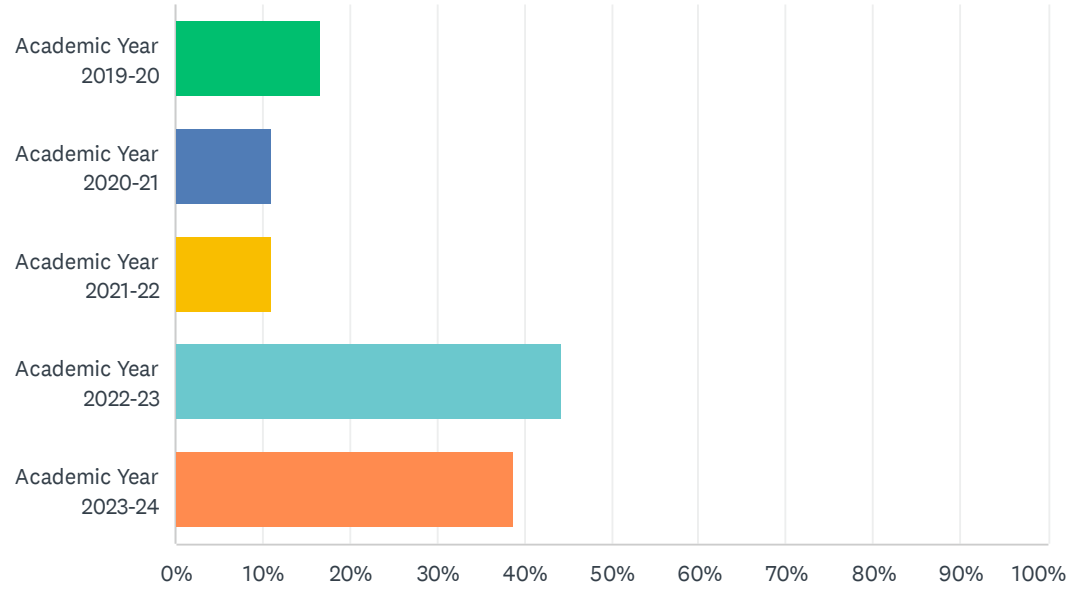


AUNE Sexual Misconduct Climate Survey AY2023-24

ANSWER CHOICES	RESPONSES	
Virtual Classroom	63.64%	7
Virtual Class Forum	0.00%	0
Social Media (eg Facebook, Instagram, Snapchat, Twitter, TikTok)	9.09%	1
Private communications (eg texting)	9.09%	1
Dating app	0.00%	0
Other (please specify)	27.27%	3
Total Respondents: 11		

### Q15 During what academic year did the incident(s) occur?

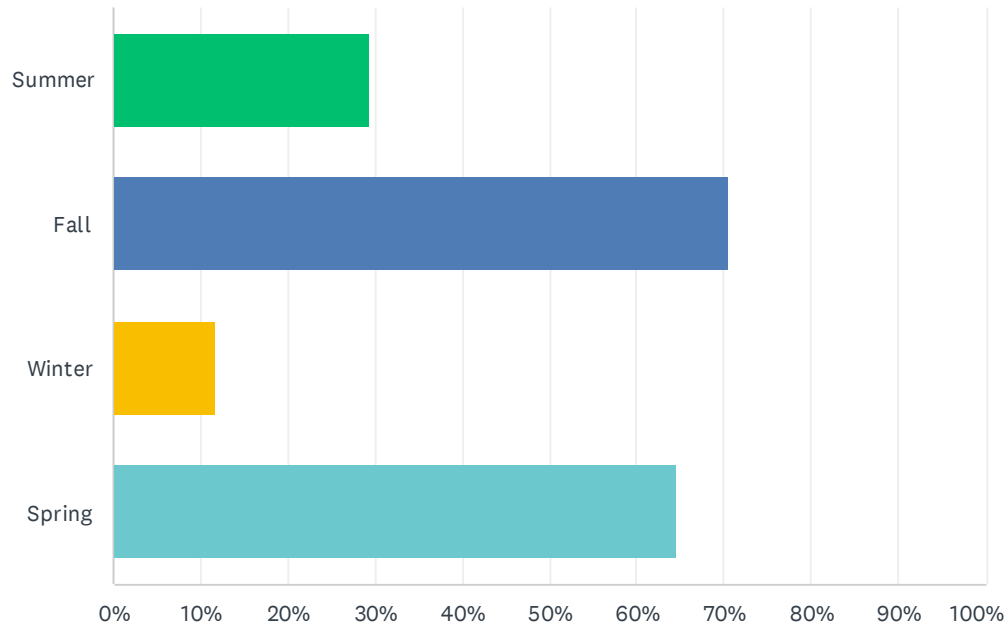
Answered: 18 Skipped: 252



ANSWER CHOICES	RESPONSES
Academic Year 2019-20	16.67% 3
Academic Year 2020-21	11.11% 2
Academic Year 2021-22	11.11% 2
Academic Year 2022-23	44.44% 8
Academic Year 2023-24	38.89% 7
Total Respondents: 18	

### Q16 During what term/s did incidents occur? (check all that apply)

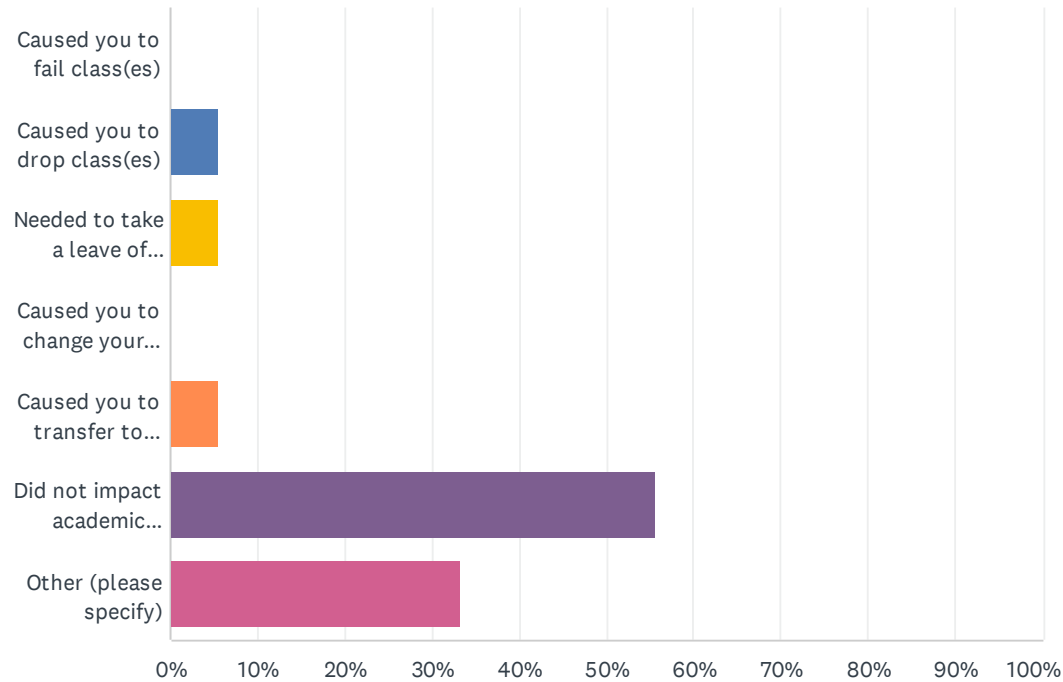
Answered: 17 Skipped: 253



ANSWER CHOICES	RESPONSES	
Summer	29.41%	5
Fall	70.59%	12
Winter	11.76%	2
Spring	64.71%	11
Total Respondents: 17		

### Q17 Did the situation impact your academic performance in any of the following ways? (check all that apply):

Answered: 18 Skipped: 252



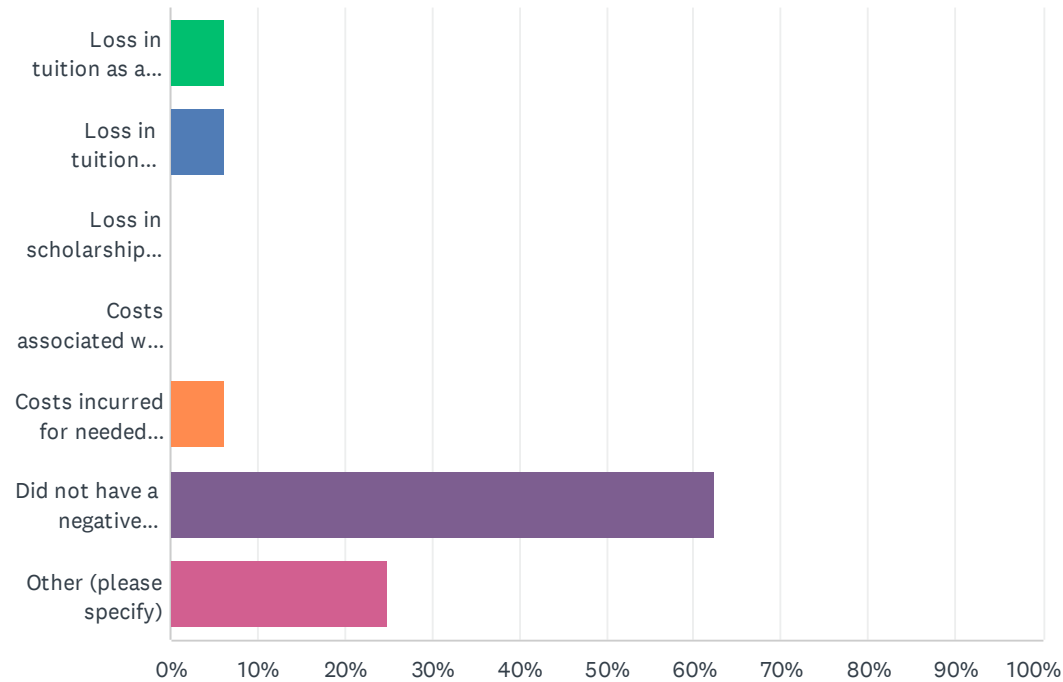
AUNE Sexual Misconduct Climate Survey AY2023-24

ANSWER CHOICES	RESPONSES	
Caused you to fail class(es)	0.00%	0
Caused you to drop class(es)	5.56%	1
Needed to take a leave of absence from your education	5.56%	1
Caused you to change your major	0.00%	0
Caused you to transfer to another institution	5.56%	1
Did not impact academic performance	55.56%	10
Other (please specify)	33.33%	6
Total Respondents: 18		



### Q18 Did the situation have negative financial impacts on your academic career? (check all that apply):

Answered: 16 Skipped: 254

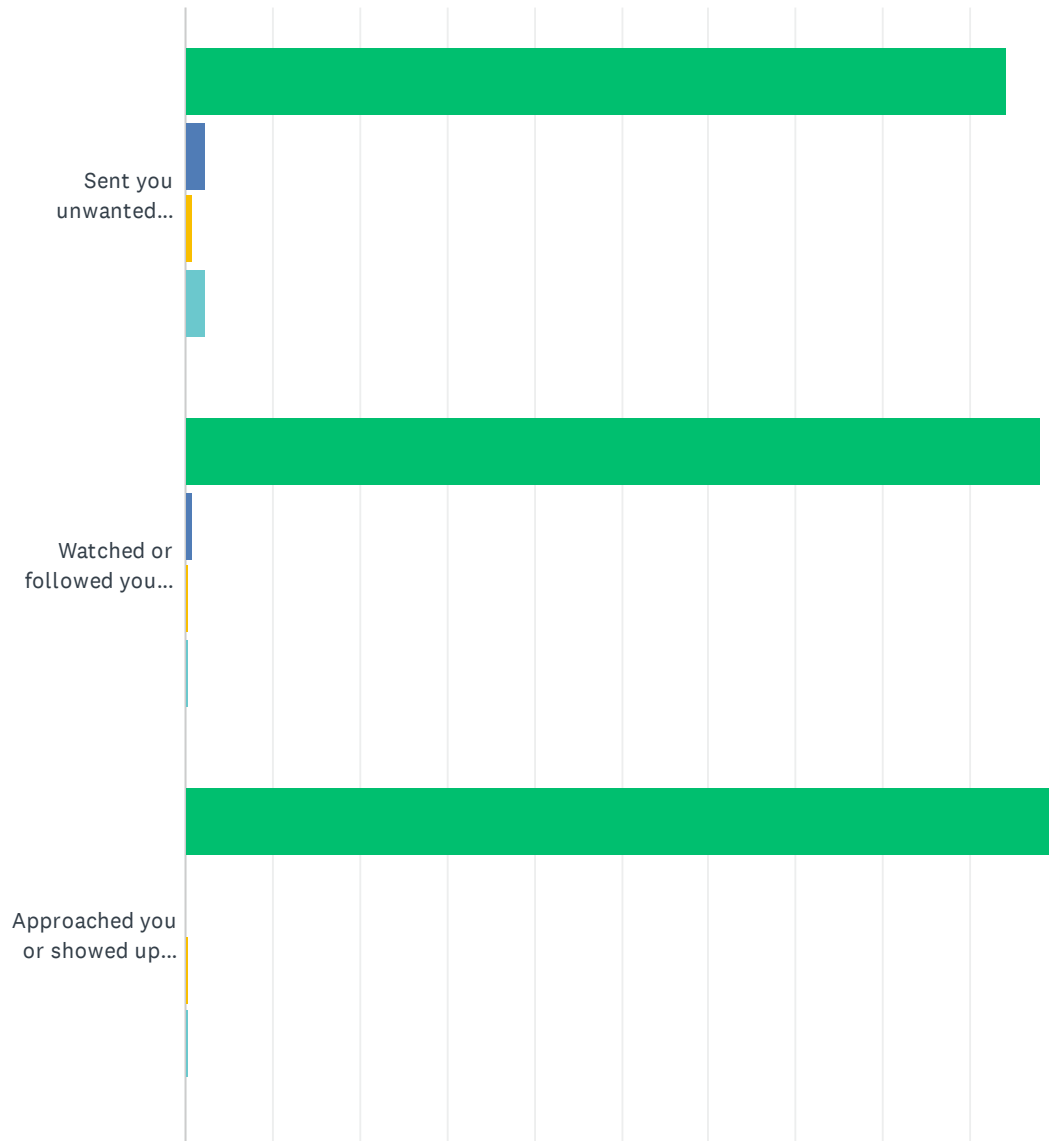


AUNE Sexual Misconduct Climate Survey AY2023-24

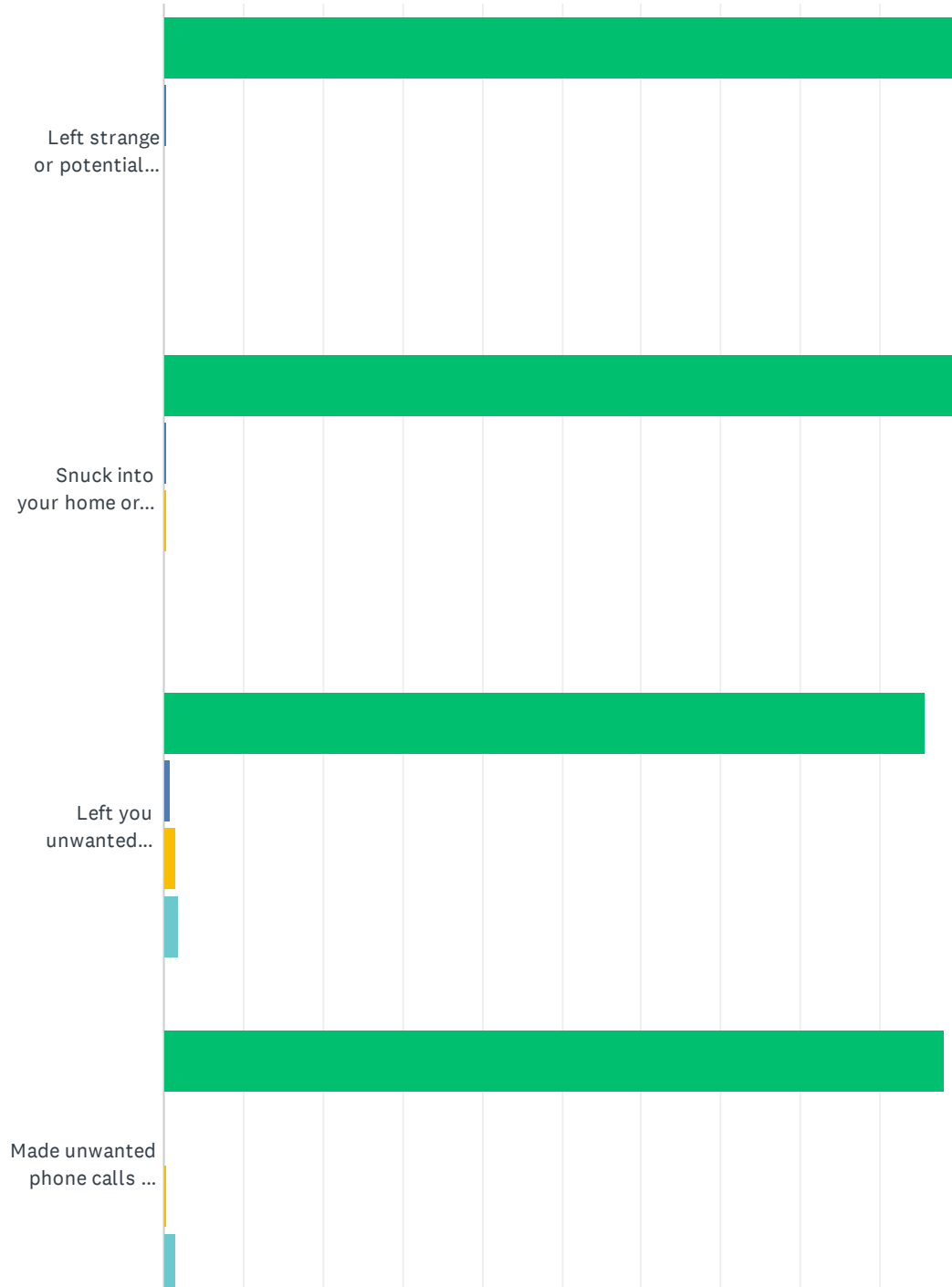
ANSWER CHOICES	RESPONSES	
Loss in tuition as a result of dropping classes	6.25%	1
Loss in tuition resulting from an unplanned leave of absence	6.25%	1
Loss in scholarship award due to diminished grades as a result of the sexual violence	0.00%	0
Costs associated with unexpected need to change housing	0.00%	0
Costs incurred for needed physical and mental health services resulting from the sexual violence	6.25%	1
Did not have a negative financial impact on academic career	62.50%	10
Other (please specify)	25.00%	4
Total Respondents: 16		

# Q19 Instructions: How many times have one or more people done the following things to you since you enrolled at Antioch?

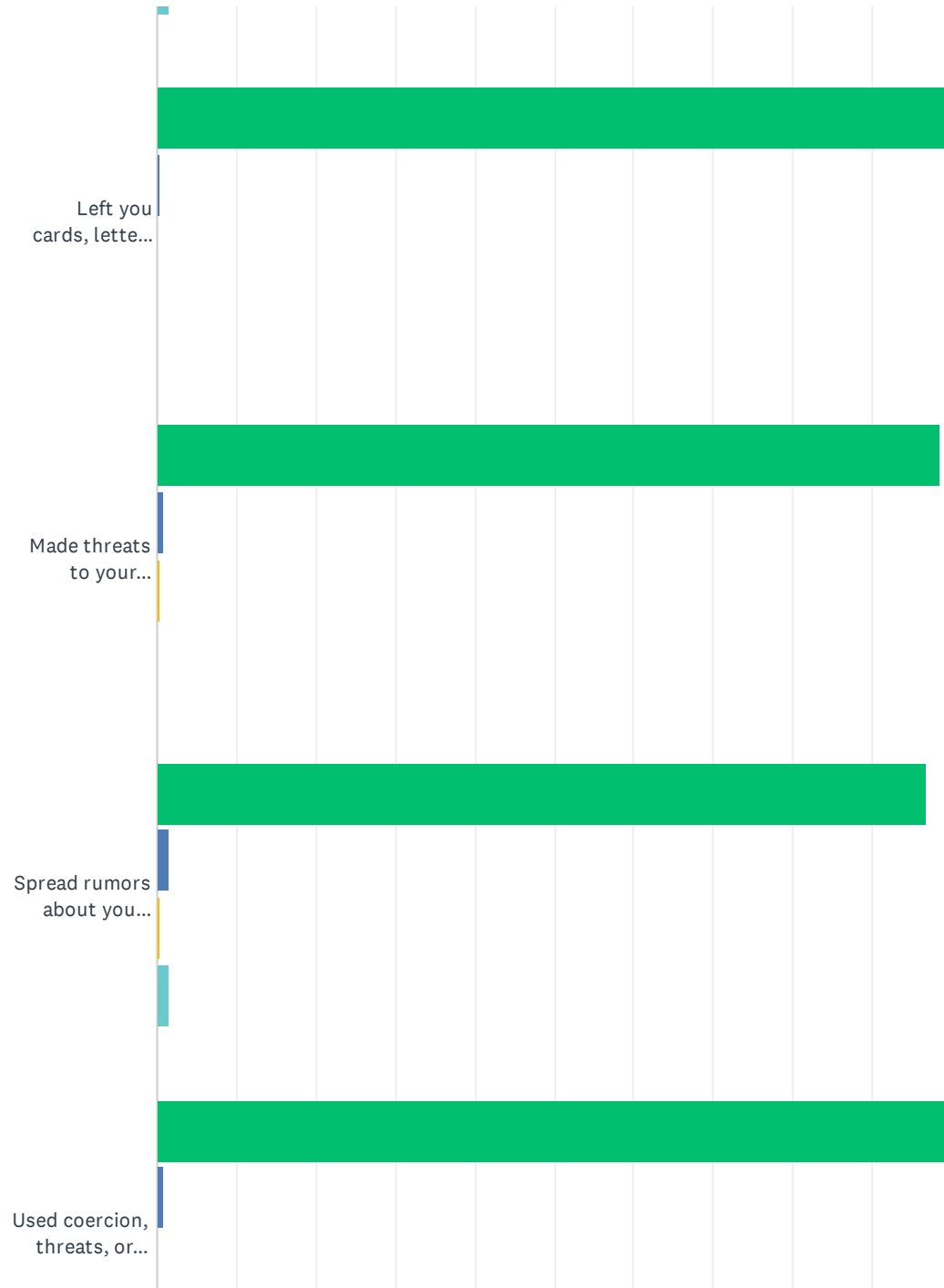
Answered: 212 Skipped: 58



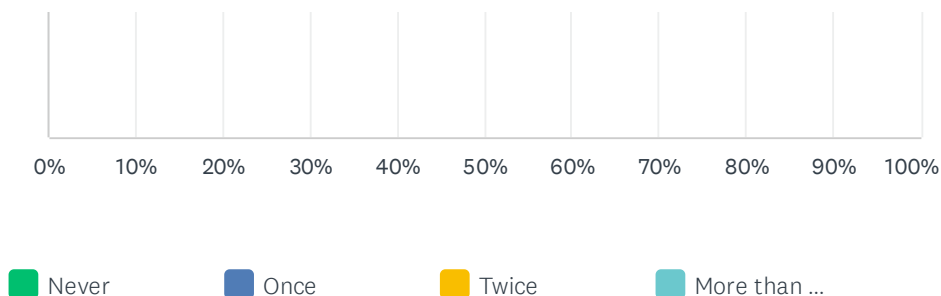
# AUNE Sexual Misconduct Climate Survey AY2023-24



# AUNE Sexual Misconduct Climate Survey AY2023-24



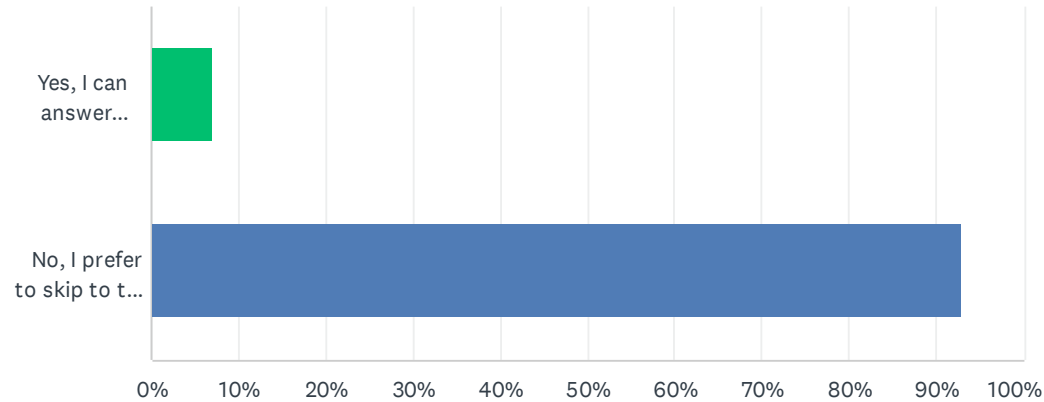
## AUNE Sexual Misconduct Climate Survey AY2023-24



	NEVER	ONCE	TWICE	MORE THAN 2 TIMES	TOTAL
Sent you unwanted emails, text messages, or social media comments/direct messages?	94.34% 200	2.36% 5	0.94% 2	2.36% 5	212
Watched or followed you from a distance, or spied on you with a location tracking app, camera, or other device (i.e., AirTags, Find My..., Snap Map, etc.)?	98.11% 208	0.94% 2	0.47% 1	0.47% 1	212
Approached you or showed up in places, such as your home, workplace, or school when you didn't want them to be there?	99.06% 210	0.00% 0	0.47% 1	0.47% 1	212
Left strange or potentially threatening items for you to find?	99.53% 210	0.47% 1	0.00% 0	0.00% 0	211
Snuck into your home or car and did things to scare you by letting you know they had been there?	99.06% 210	0.47% 1	0.47% 1	0.00% 0	212
Left you unwanted messages (including text or voice messages)?	95.75% 203	0.94% 2	1.42% 3	1.89% 4	212
Made unwanted phone calls to you (including hang up calls)?	98.10% 207	0.00% 0	0.47% 1	1.42% 3	211
Left you cards, letters, flowers, or presents when they knew you didn't want them to?	99.53% 211	0.47% 1	0.00% 0	0.00% 0	212
Made threats to your physical or emotional safety online?	98.58% 209	0.94% 2	0.47% 1	0.00% 0	212
Spread rumors about you online, whether they were true or not?	96.70% 205	1.42% 3	0.47% 1	1.42% 3	212
Used coercion, threats, or intimidation to gain access to your phone, email, or other accounts.	99.06% 210	0.94% 2	0.00% 0	0.00% 0	212

Q20 Are you willing to answer some additional questions about this topic, or would you like to skip to the next section of the survey? The additional questions are intended to better inform support and prevention and response efforts at Antioch.

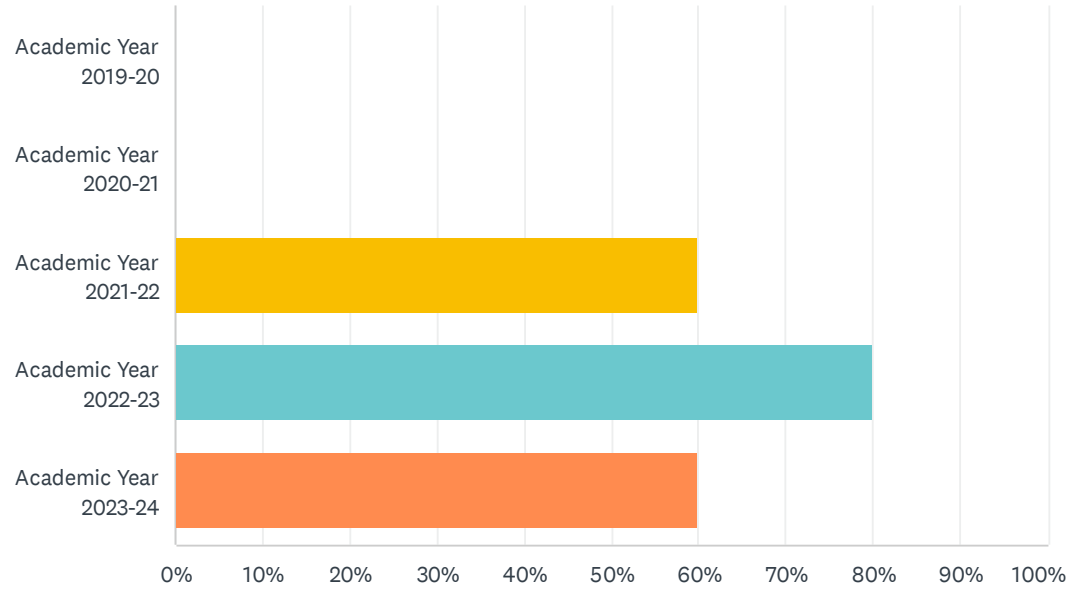
Answered: 210 Skipped: 60



ANSWER CHOICES	RESPONSES	
Yes, I can answer additional questions	7.14%	15
No, I prefer to skip to the next section	92.86%	195
TOTAL		210

## Q21 During what academic year did the incident(s) occur?

Answered: 5 Skipped: 265

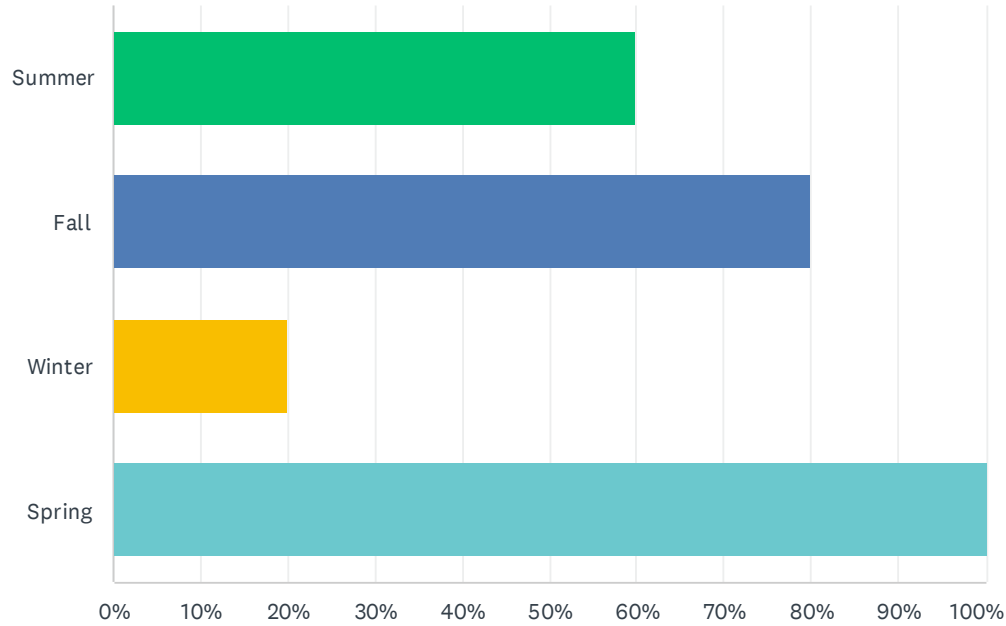


ANSWER CHOICES	RESPONSES
Academic Year 2019-20	0.00% 0
Academic Year 2020-21	0.00% 0
Academic Year 2021-22	60.00% 3
Academic Year 2022-23	80.00% 4
Academic Year 2023-24	60.00% 3
Total Respondents: 5	



### Q22 During what term/s did incidents occur? (check all that apply)

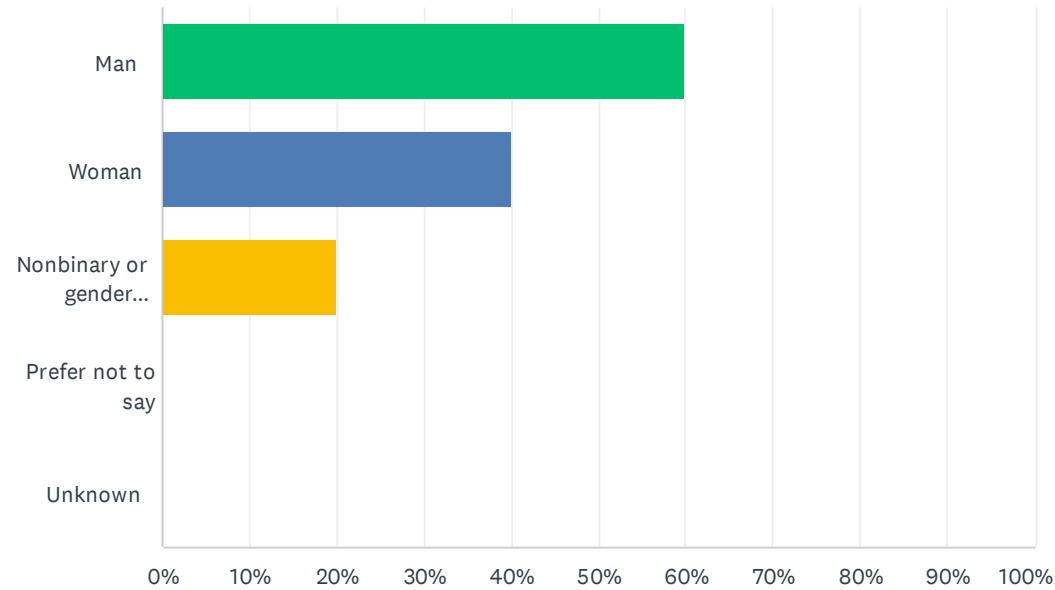
Answered: 5 Skipped: 265



ANSWER CHOICES	RESPONSES	
Summer	60.00%	3
Fall	80.00%	4
Winter	20.00%	1
Spring	100.00%	5
Total Respondents: 5		

## Q23 Please describe the person who stalked you: Gender

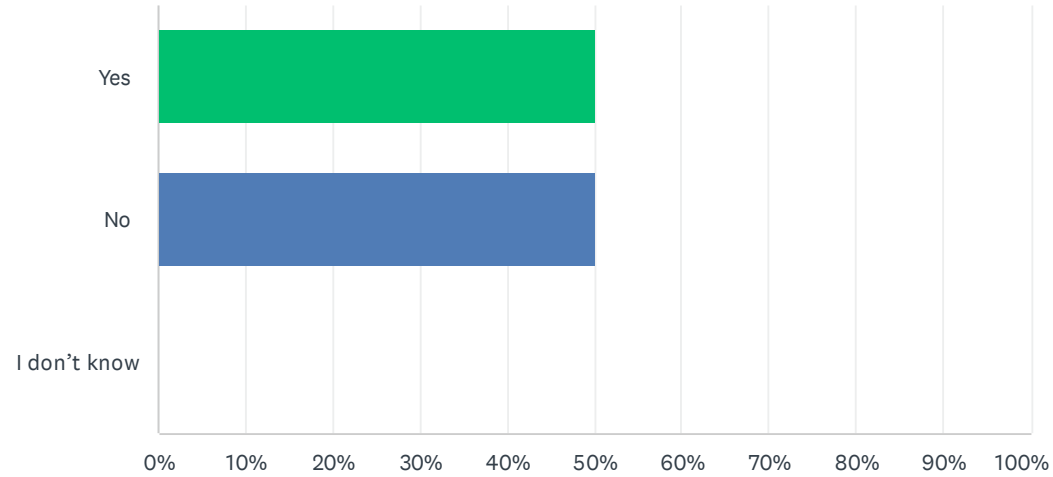
Answered: 5 Skipped: 265



ANSWER CHOICES	RESPONSES	
Man	60.00%	3
Woman	40.00%	2
Nonbinary or gender expansive	20.00%	1
Prefer not to say	0.00%	0
Unknown	0.00%	0
Total Respondents: 5		

## Q24 Was the other person a student at Antioch?

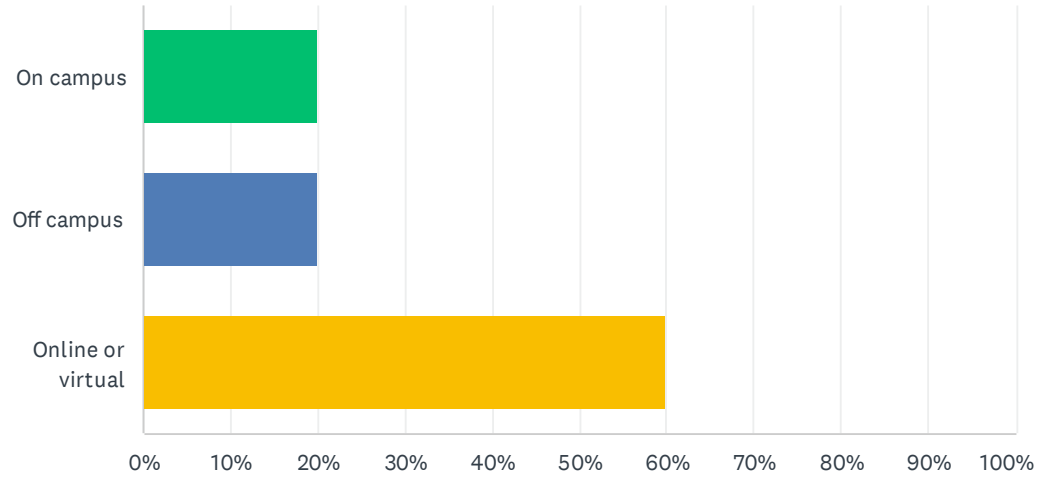
Answered: 6 Skipped: 264



ANSWER CHOICES	RESPONSES	
Yes	50.00%	3
No	50.00%	3
I don't know	0.00%	0
<b>TOTAL</b>		<b>6</b>

### Q25 Where did this happen?

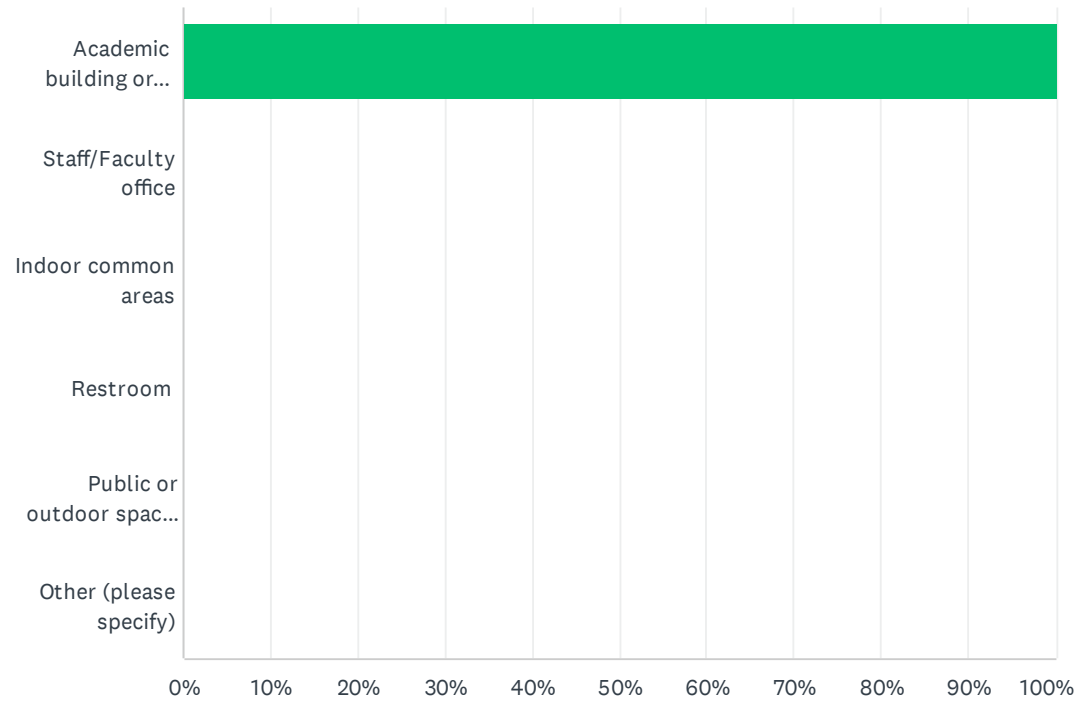
Answered: 5 Skipped: 265



ANSWER CHOICES	RESPONSES
On campus	20.00% 1
Off campus	20.00% 1
Online or virtual	60.00% 3
<b>TOTAL</b>	<b>5</b>

### Q26 Where did this happen: On-campus (check all that apply)

Answered: 1 Skipped: 269

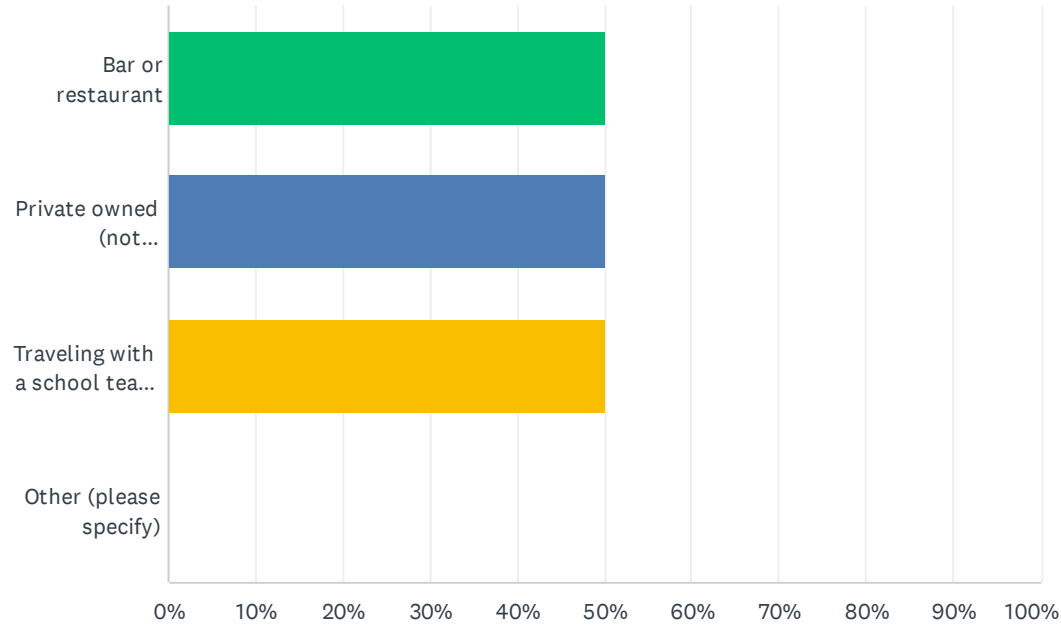


AUNE Sexual Misconduct Climate Survey AY2023-24

ANSWER CHOICES	RESPONSES	
Academic building or classroom	100.00%	1
Staff/Faculty office	0.00%	0
Indoor common areas	0.00%	0
Restroom	0.00%	0
Public or outdoor space on campus	0.00%	0
Other (please specify)	0.00%	0
Total Respondents: 1		

### Q27 Where did this happen: Off-campus (check all that apply)

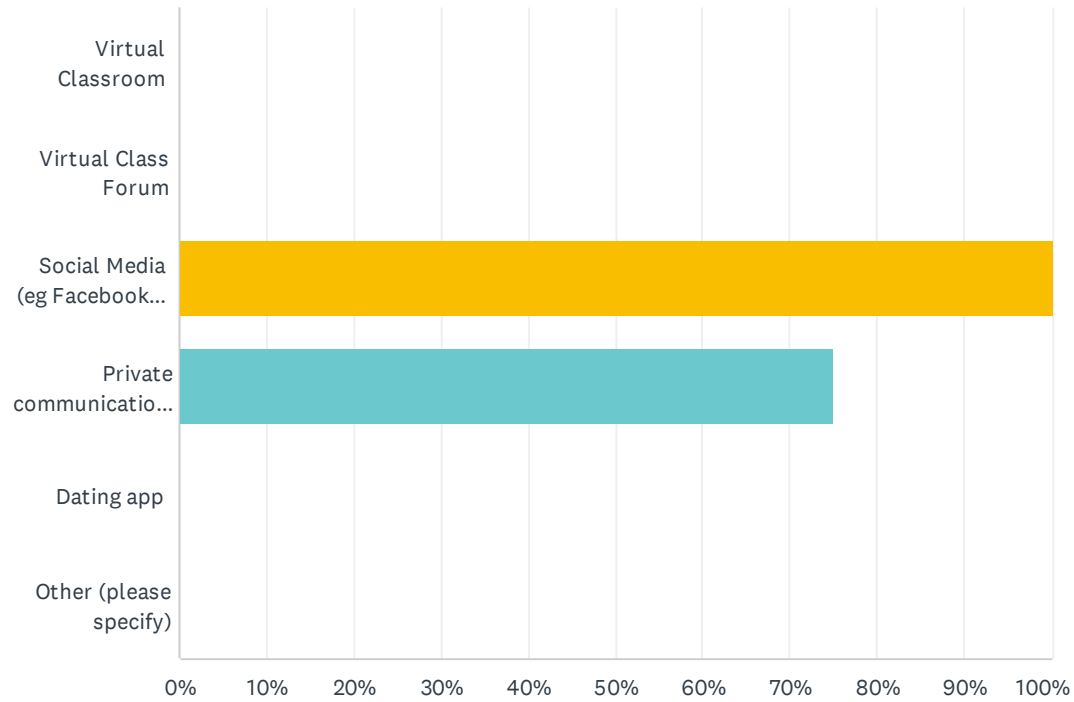
Answered: 2 Skipped: 268



ANSWER CHOICES	RESPONSES	
Bar or restaurant	50.00%	1
Private owned (not campus-owned) housing or apartment complex	50.00%	1
Traveling with a school team, band, or other organization	50.00%	1
Other (please specify)	0.00%	0
Total Respondents: 2		

### Q28 Where did this happen: Online or virtual (check all that apply)

Answered: 4 Skipped: 266



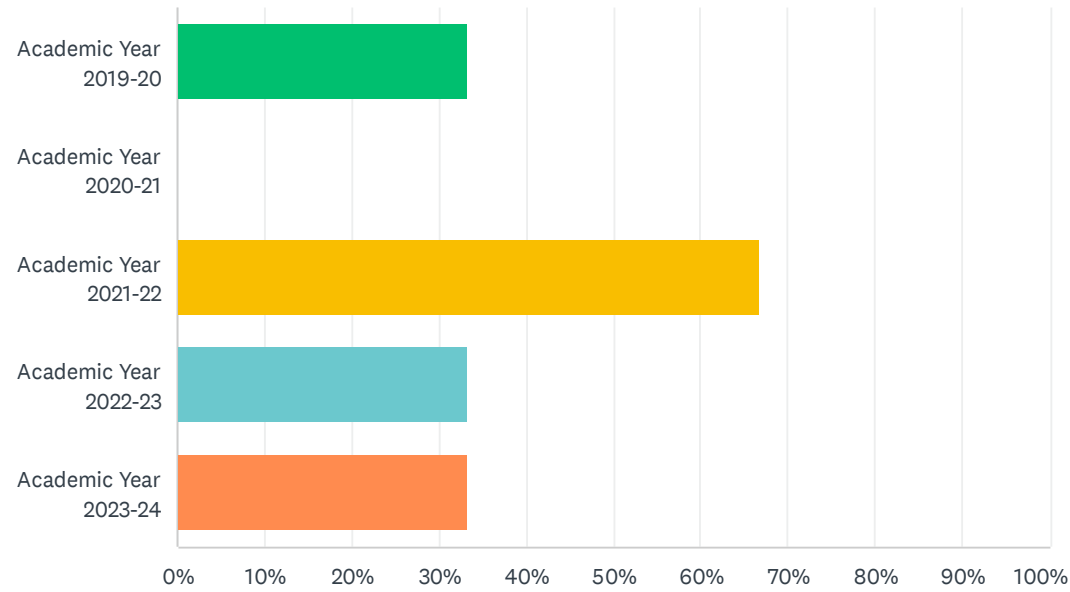


AUNE Sexual Misconduct Climate Survey AY2023-24

ANSWER CHOICES	RESPONSES	
Virtual Classroom	0.00%	0
Virtual Class Forum	0.00%	0
Social Media (eg Facebook, Instagram, Snapchat, Twitter, TikTok)	100.00%	4
Private communications (eg texting)	75.00%	3
Dating app	0.00%	0
Other (please specify)	0.00%	0
Total Respondents: 4		

### Q29 During what academic year did the incident(s) occur?

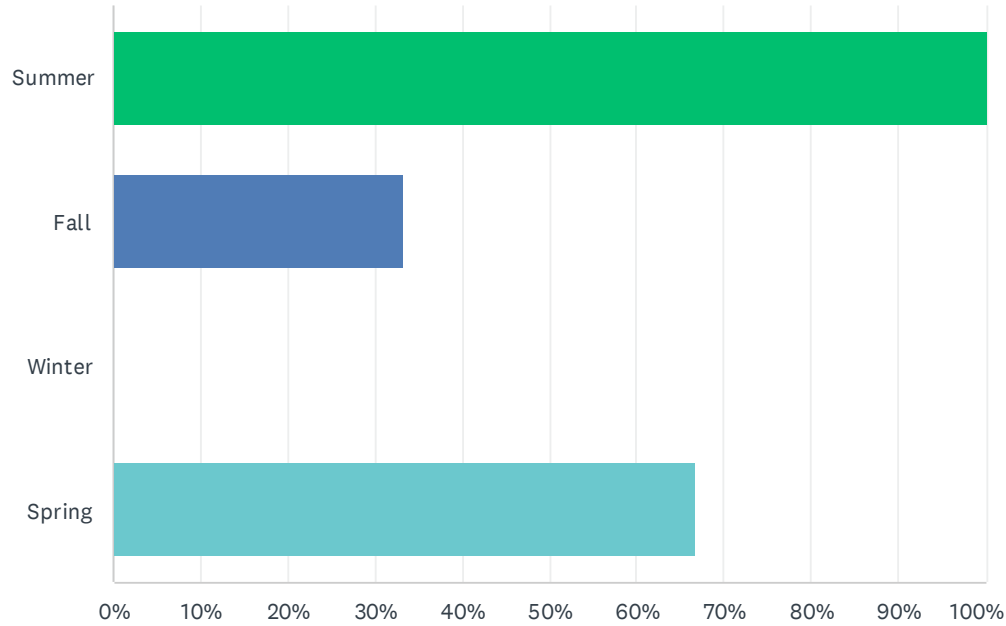
Answered: 3 Skipped: 267



ANSWER CHOICES	RESPONSES
Academic Year 2019-20	33.33% 1
Academic Year 2020-21	0.00% 0
Academic Year 2021-22	66.67% 2
Academic Year 2022-23	33.33% 1
Academic Year 2023-24	33.33% 1
Total Respondents: 3	

### Q30 During what term/s did incidents occur? (check all that apply)

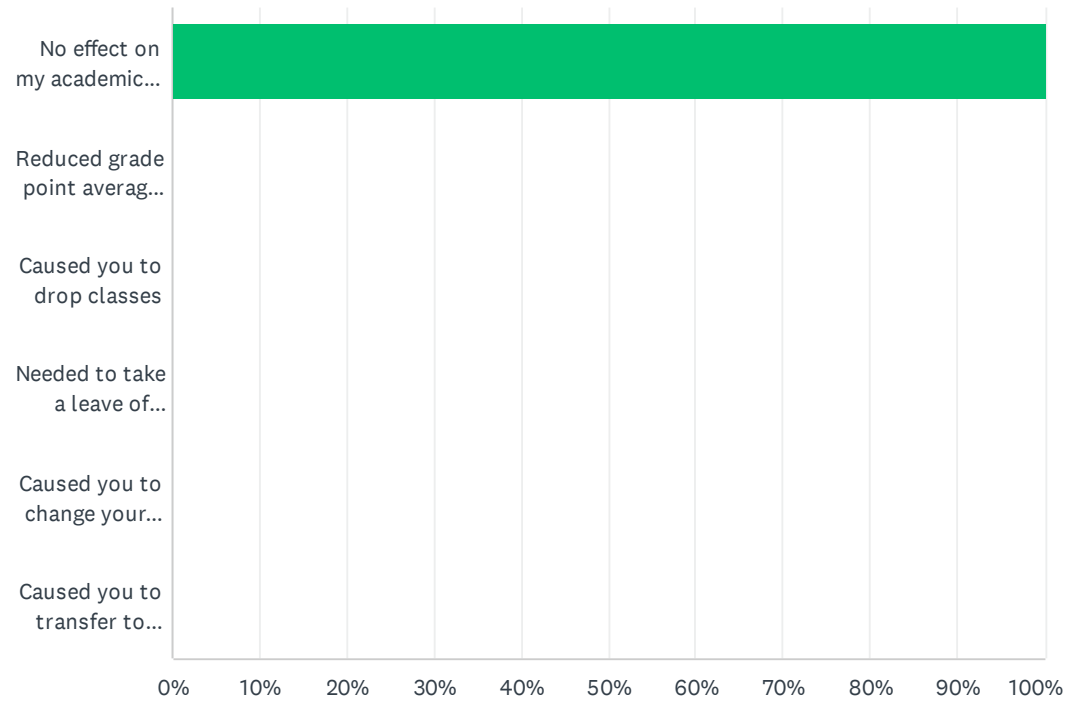
Answered: 3 Skipped: 267



ANSWER CHOICES	RESPONSES	
Summer	100.00%	3
Fall	33.33%	1
Winter	0.00%	0
Spring	66.67%	2
Total Respondents: 3		

### Q31 Did the situation impact your academic performance in any of the following ways?(check all that apply):

Answered: 3 Skipped: 267

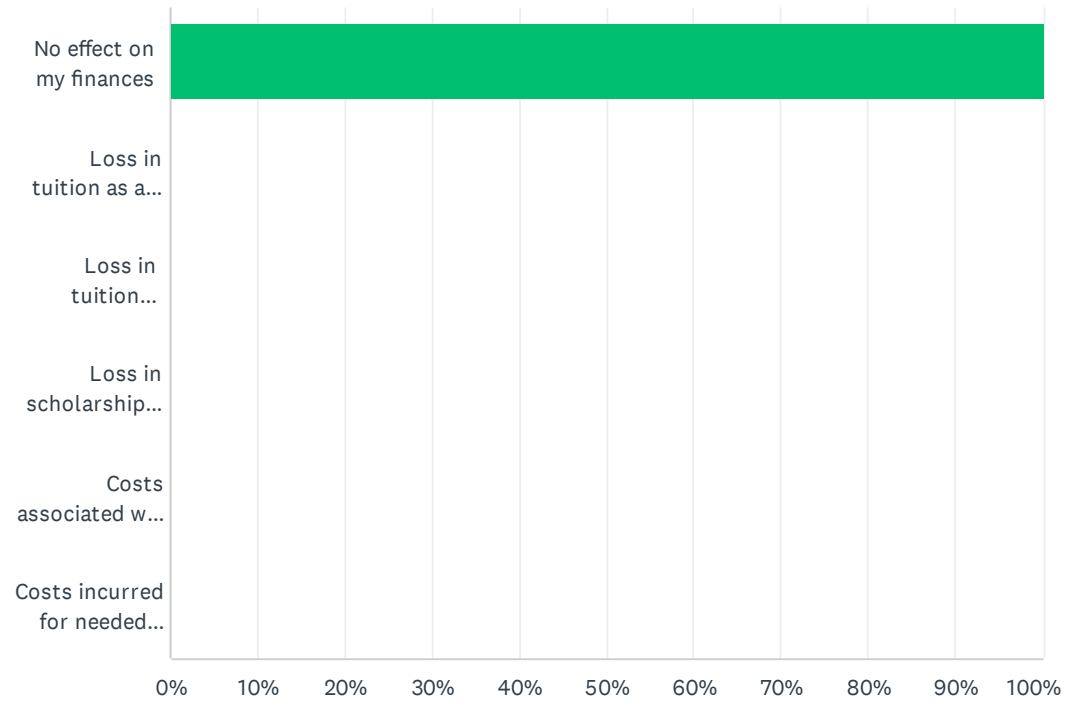


AUNE Sexual Misconduct Climate Survey AY2023-24

ANSWER CHOICES	RESPONSES	
No effect on my academic performance	100.00%	3
Reduced grade point average (GPA)	0.00%	0
Caused you to drop classes	0.00%	0
Needed to take a leave of absence from your education	0.00%	0
Caused you to change your major	0.00%	0
Caused you to transfer to another institution	0.00%	0
Total Respondents: 3		

### Q32 Did the situation have negative financial impacts on your academic career? (check all that apply):

Answered: 3 Skipped: 267

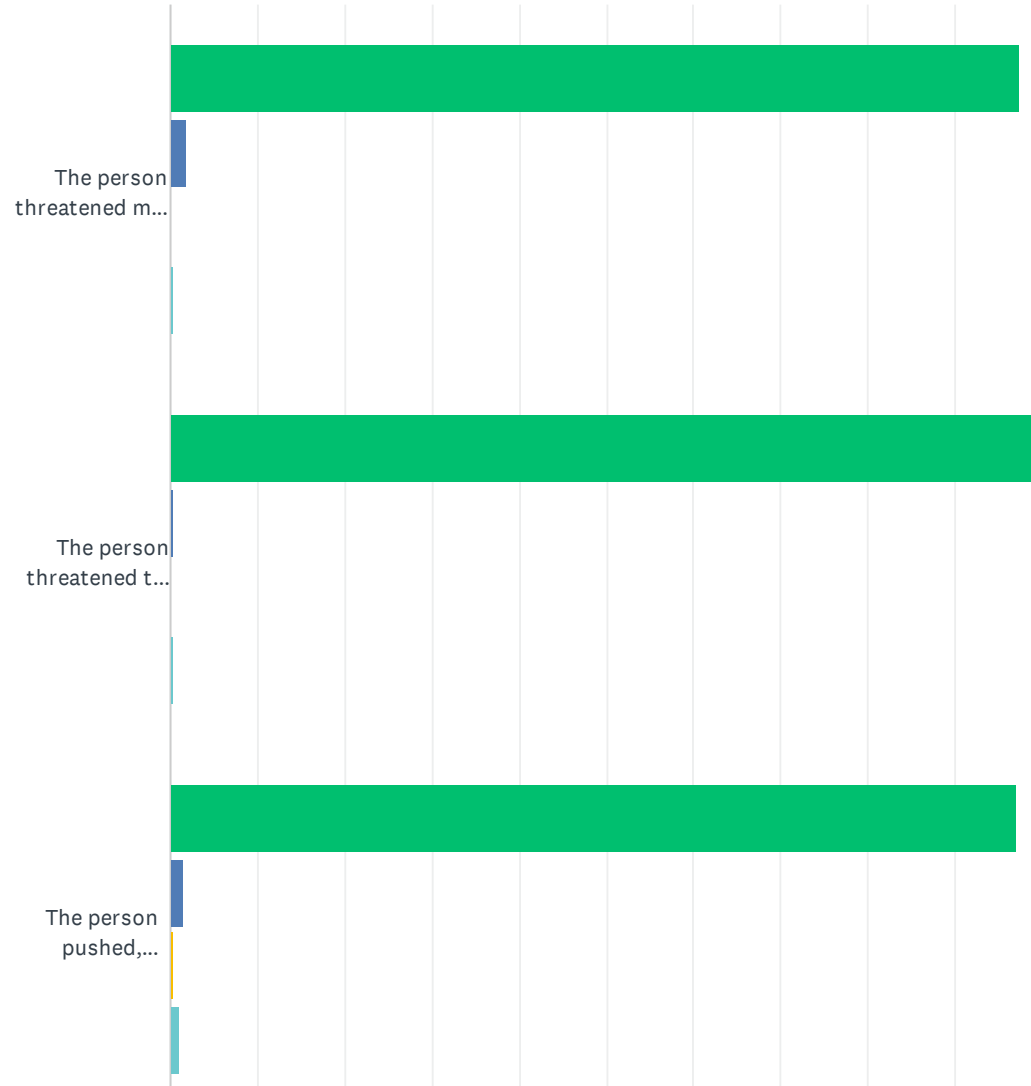


AUNE Sexual Misconduct Climate Survey AY2023-24

ANSWER CHOICES	RESPONSES	
No effect on my finances	100.00%	3
Loss in tuition as a result of dropping classes	0.00%	0
Loss in tuition resulting from an unplanned leave of absence	0.00%	0
Loss in scholarship award due to diminished grades as a result of the sexual violence	0.00%	0
Costs associated with unexpected need to change housing	0.00%	0
Costs incurred for needed physical and mental health services resulting from the sexual violence	0.00%	0
Total Respondents: 3		

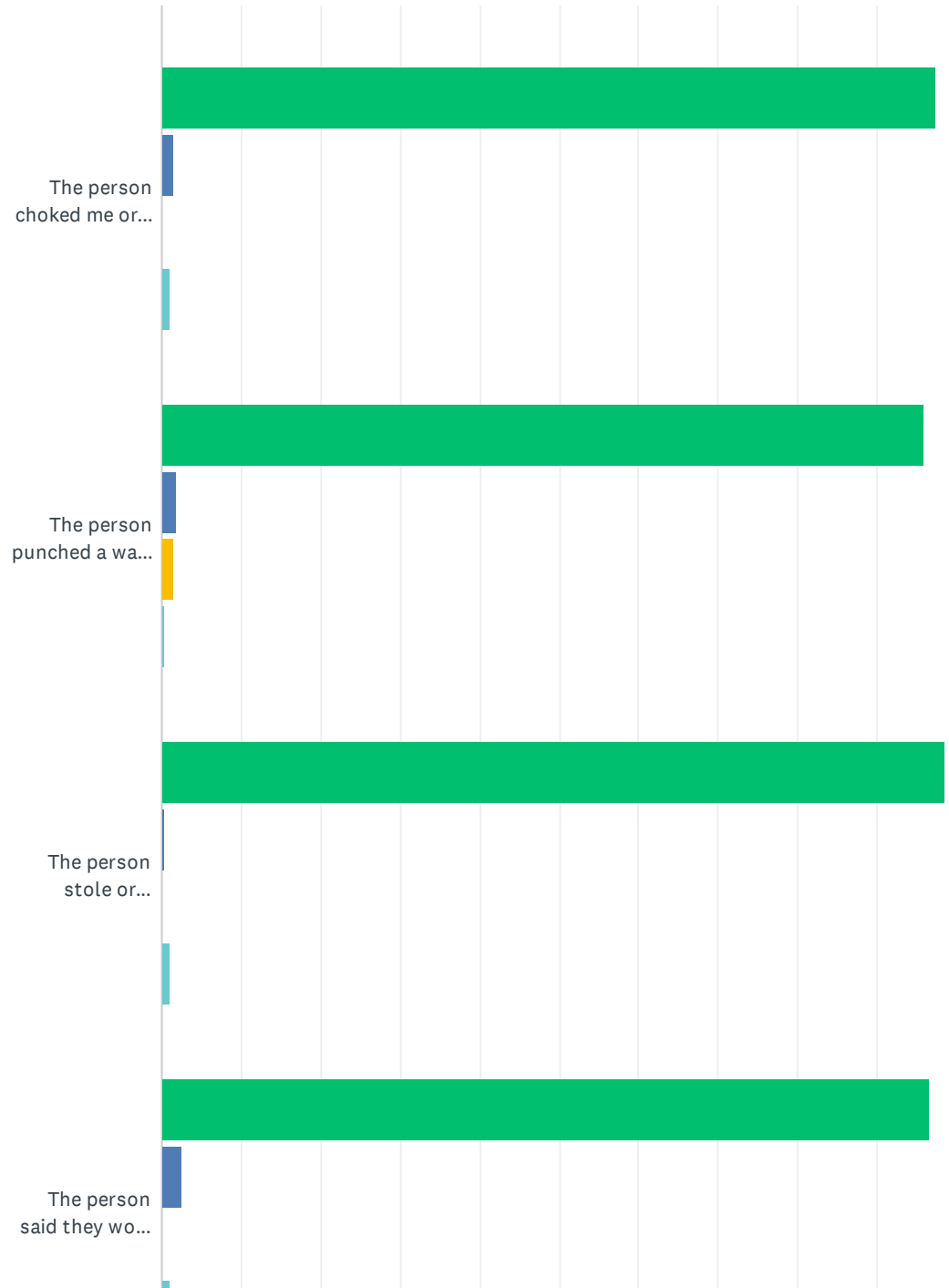
Q33 Answer the next questions about any hook-up, boyfriend, girlfriend, husband, or wife you have had, including exes, or any other individual regardless of the length of the relationship, since you enrolled at Antioch.

Answered: 202 Skipped: 68

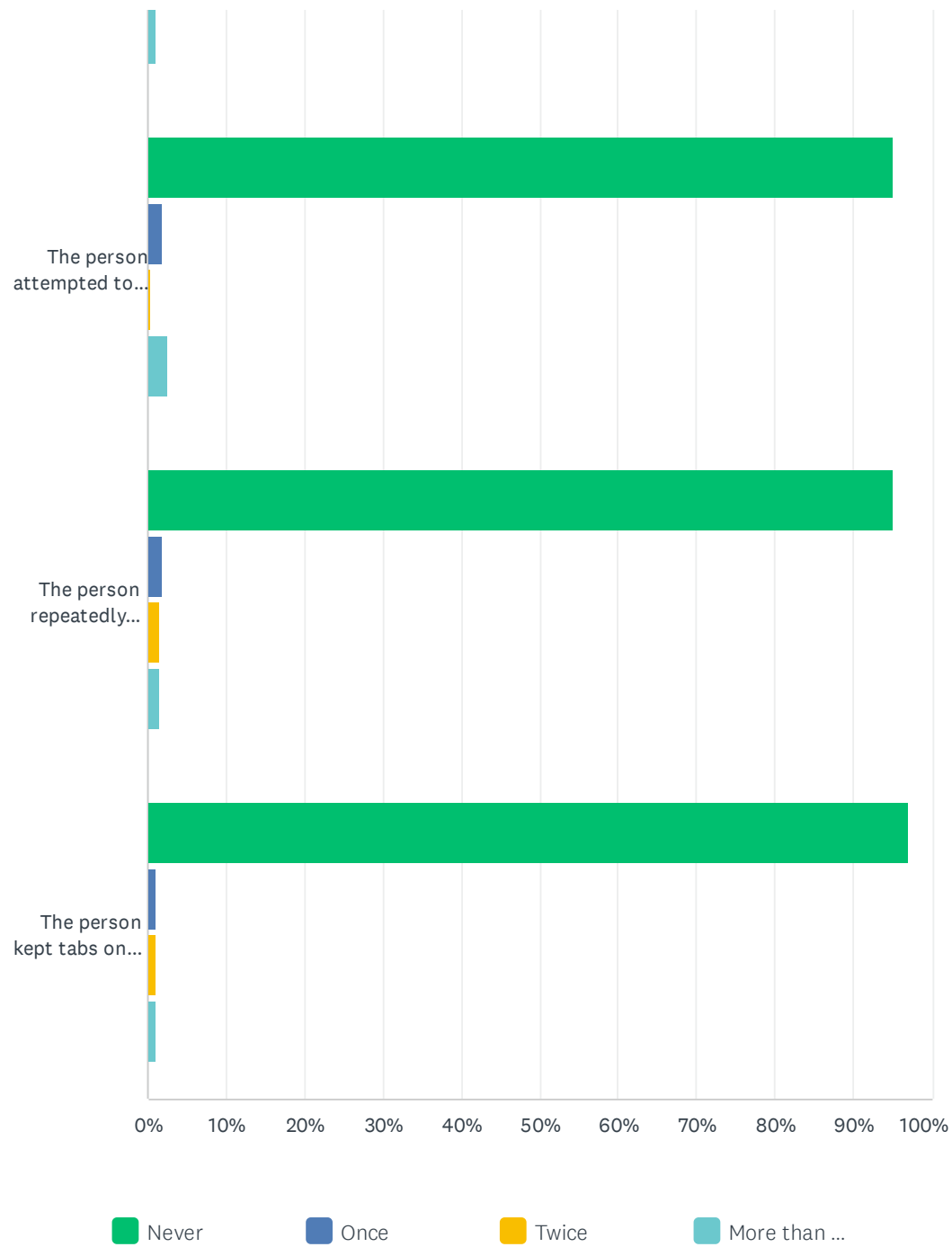




# AUNE Sexual Misconduct Climate Survey AY2023-24



# AUNE Sexual Misconduct Climate Survey AY2023-24

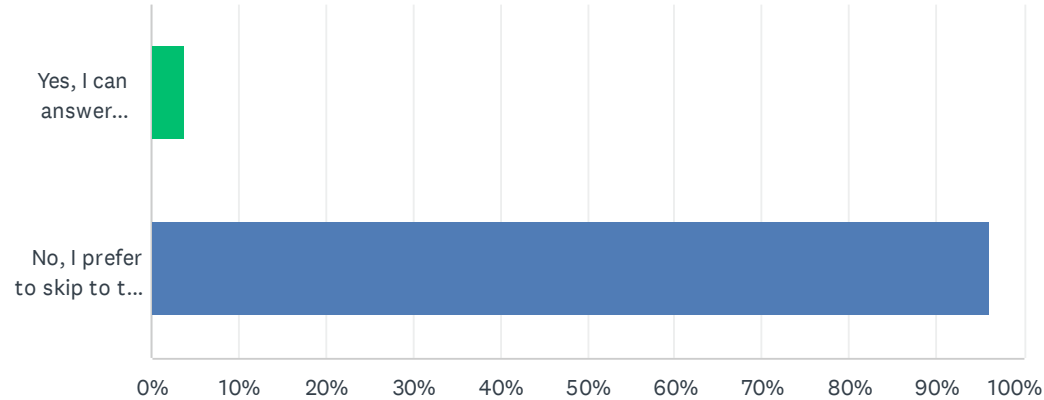


AUNE Sexual Misconduct Climate Survey AY2023-24

	NEVER	ONCE	TWICE	MORE THAN 2 TIMES	TOTAL	WEIGHTED AVERAGE
The person threatened me and I was concerned for my safety or wellbeing.	97.51% 196	1.99% 4	0.00% 0	0.50% 1	201	1.03
The person threatened to harm people close to me.	99.00% 198	0.50% 1	0.00% 0	0.50% 1	200	1.02
The person pushed, grabbed, hit or shook me.	97.01% 195	1.49% 3	0.50% 1	1.00% 2	201	1.05
The person choked me or applied pressure to my throat or neck in a way that was not OK with me.	97.52% 197	1.49% 3	0.00% 0	0.99% 2	202	1.04
The person punched a wall or other object near me.	96.04% 194	1.98% 4	1.49% 3	0.50% 1	202	1.06
The person stole or destroyed my property.	98.50% 197	0.50% 1	0.00% 0	1.00% 2	200	1.03
The person said they would disclose my personal or private information to others.	96.53% 195	2.48% 5	0.00% 0	0.99% 2	202	1.05
The person attempted to or did control my personal life, such as where I went, what I wore, who I saw, or how I spent my money.	95.02% 191	1.99% 4	0.50% 1	2.49% 5	201	1.10
The person repeatedly humiliated me or put me down.	95.02% 191	1.99% 4	1.49% 3	1.49% 3	201	1.09
The person kept tabs on me by following me in person, monitoring my location, or gaining access to my accounts/devices.	97.01% 195	1.00% 2	1.00% 2	1.00% 2	201	1.06

Q34 Are you willing to answer some additional questions about this topic, or would you like to skip to the next section of the survey? The additional questions are intended to better inform support and prevention and response efforts at Antioch?

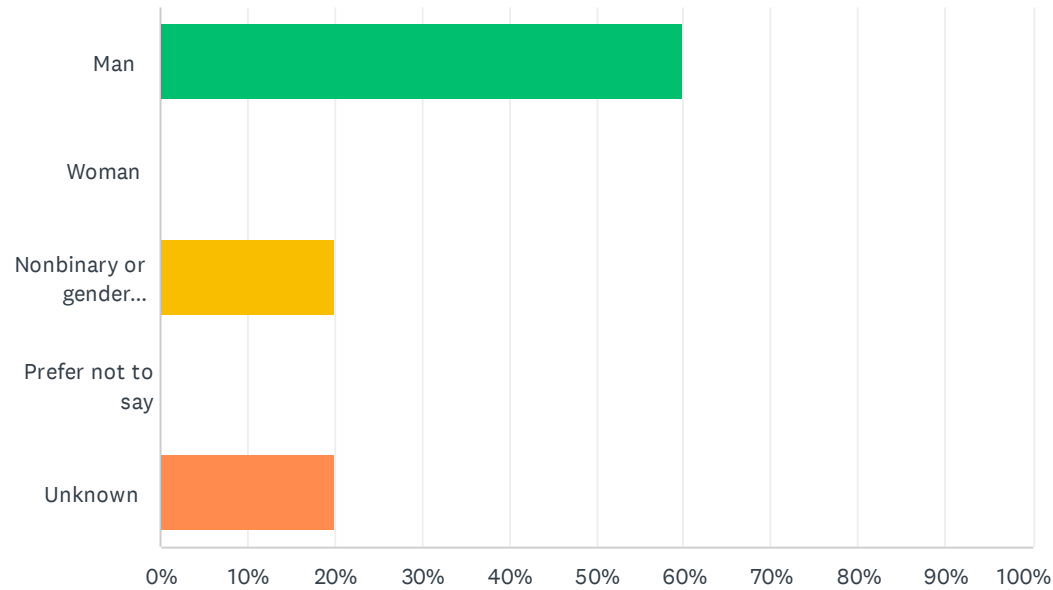
Answered: 204 Skipped: 66



ANSWER CHOICES	RESPONSES
Yes, I can answer additional questions.	3.92% 8
No, I prefer to skip to the next section.	96.08% 196
TOTAL	204

### Q35 Please describe the other person: Gender

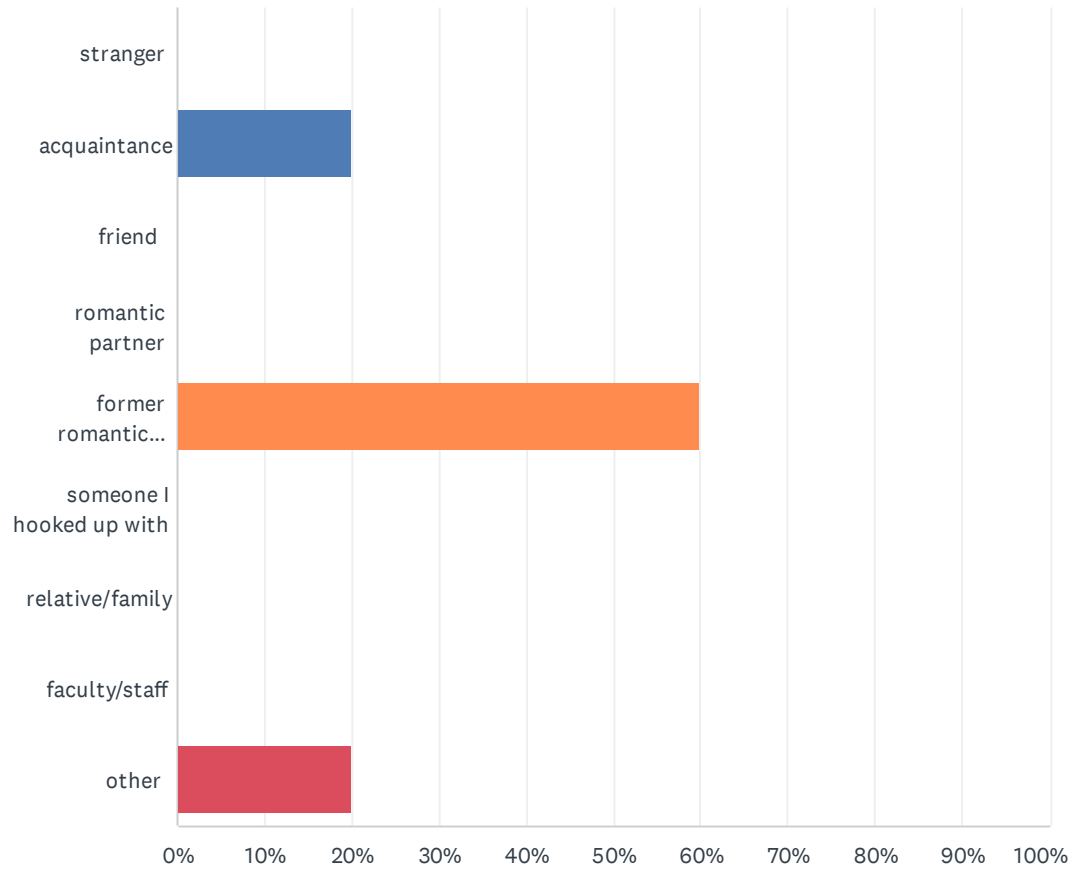
Answered: 5 Skipped: 265



ANSWER CHOICES	RESPONSES	
Man	60.00%	3
Woman	0.00%	0
Nonbinary or gender expansive	20.00%	1
Prefer not to say	0.00%	0
Unknown	20.00%	1
Total Respondents: 5		

### Q36 What was your relationship to the other person?

Answered: 5 Skipped: 265

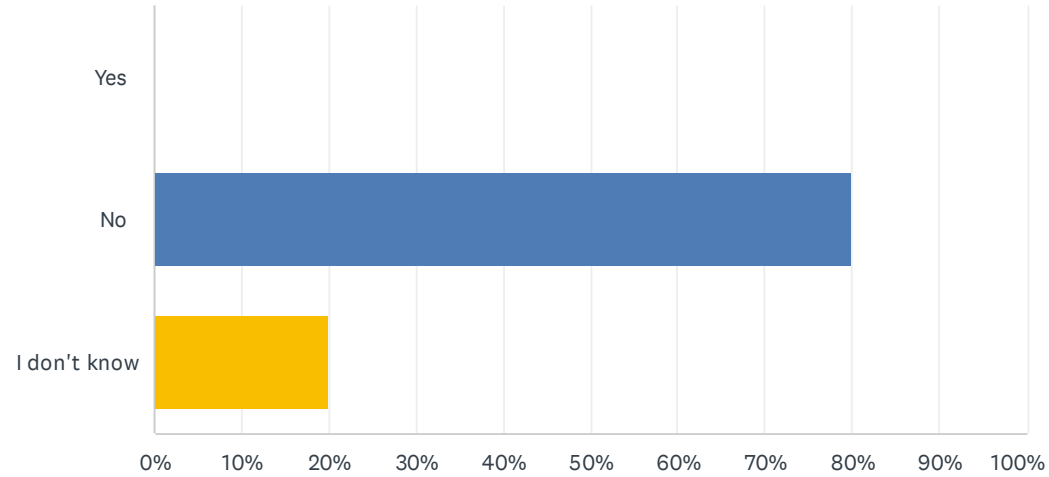


AUNE Sexual Misconduct Climate Survey AY2023-24

ANSWER CHOICES	RESPONSES	
stranger	0.00%	0
acquaintance	20.00%	1
friend	0.00%	0
romantic partner	0.00%	0
former romantic partner	60.00%	3
someone I hooked up with	0.00%	0
relative/family	0.00%	0
faculty/staff	0.00%	0
other	20.00%	1
<b>TOTAL</b>		<b>5</b>

### Q37 Was the other person a student at Antioch?

Answered: 5 Skipped: 265

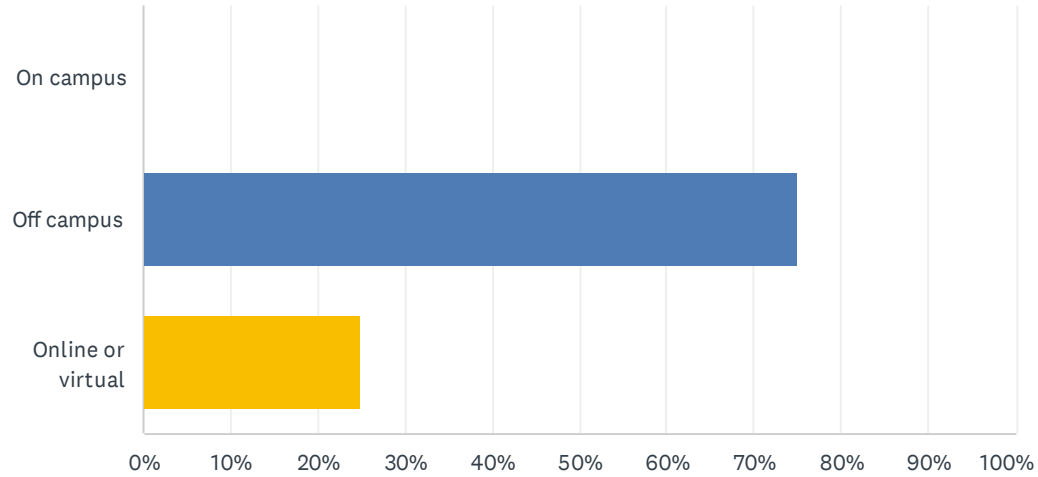


ANSWER CHOICES	RESPONSES	
Yes	0.00%	0
No	80.00%	4
I don't know	20.00%	1
<b>TOTAL</b>		<b>5</b>



### Q38 Where did this happen?

Answered: 4 Skipped: 266



ANSWER CHOICES	RESPONSES	
On campus	0.00%	0
Off campus	75.00%	3
Online or virtual	25.00%	1
<b>TOTAL</b>		<b>4</b>

### Q39 Where did this happen: On-campus (check all that apply)

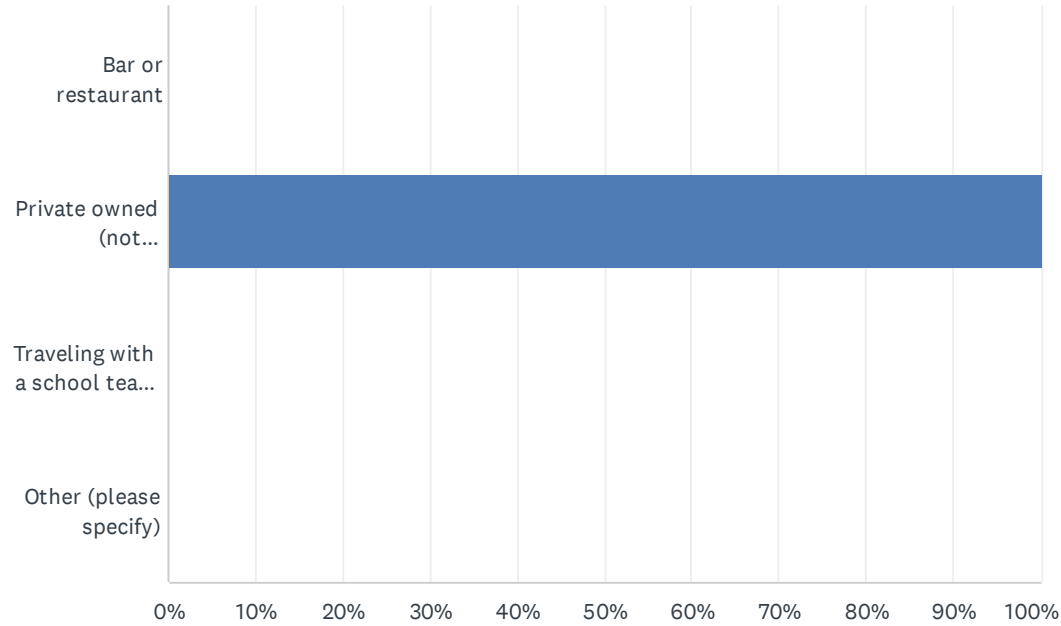
Answered: 0 Skipped: 270

 No matching responses.

ANSWER CHOICES	RESPONSES	
Academic building or classroom	0.00%	0
Staff/Faculty office	0.00%	0
Indoor common areas	0.00%	0
Restroom	0.00%	0
Public or outdoor space on campus	0.00%	0
Other (please specify)	0.00%	0
Total Respondents: 0		

### Q40 Where did this happen: Off-campus (check all that apply)

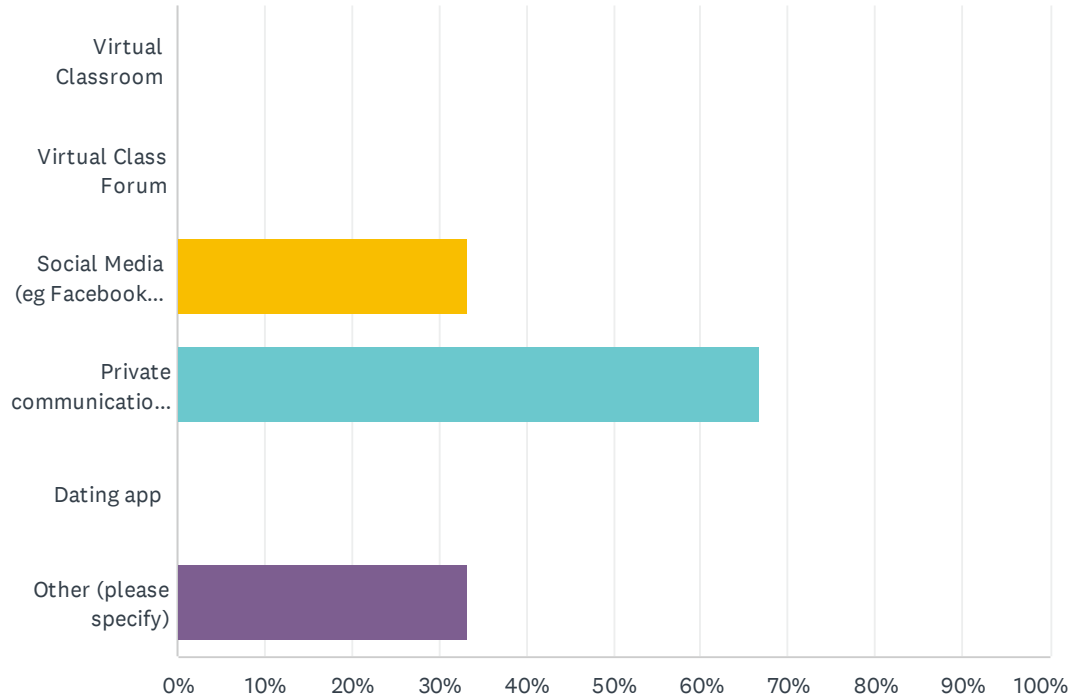
Answered: 3 Skipped: 267



ANSWER CHOICES	RESPONSES	
Bar or restaurant	0.00%	0
Private owned (not campus-owned) housing or apartment complex	100.00%	3
Traveling with a school team, band, or other organization	0.00%	0
Other (please specify)	0.00%	0
Total Respondents: 3		

### Q41 Where did this happen: Online or virtual (check all that apply)

Answered: 3 Skipped: 267

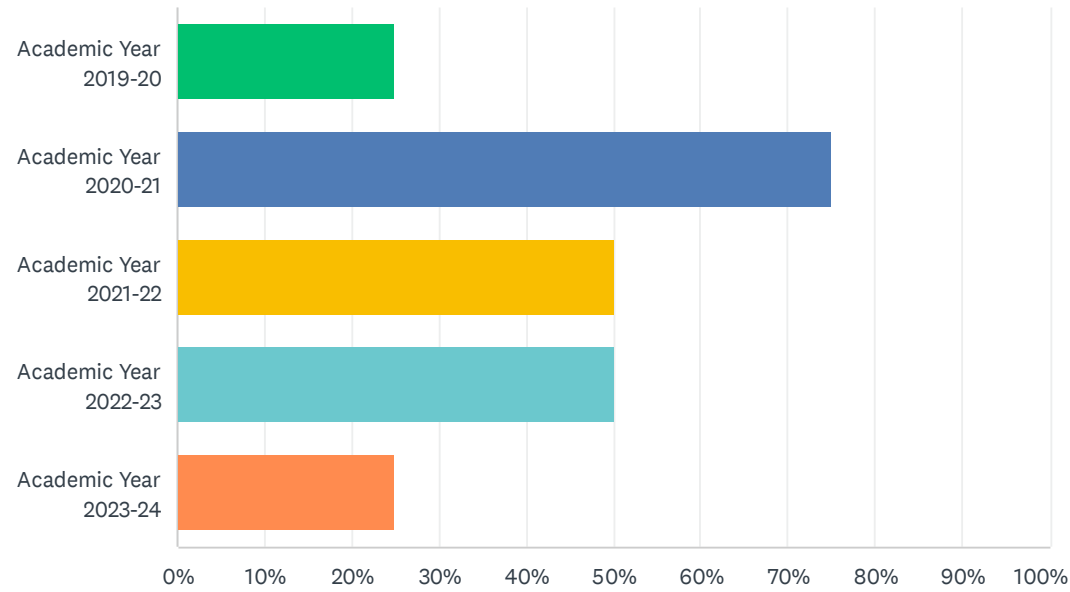


AUNE Sexual Misconduct Climate Survey AY2023-24

ANSWER CHOICES	RESPONSES	
Virtual Classroom	0.00%	0
Virtual Class Forum	0.00%	0
Social Media (eg Facebook, Instagram, Snapchat, Twitter, TikTok)	33.33%	1
Private communications (eg texting)	66.67%	2
Dating app	0.00%	0
Other (please specify)	33.33%	1
Total Respondents: 3		

### Q42 During what academic year did the incident(s) occur?

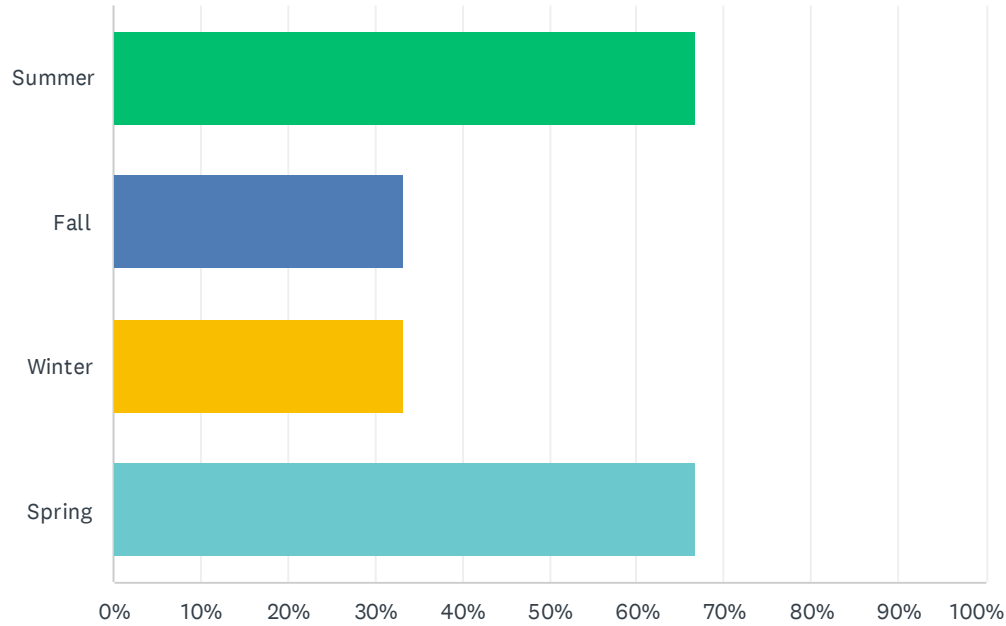
Answered: 4 Skipped: 266



ANSWER CHOICES	RESPONSES
Academic Year 2019-20	25.00% 1
Academic Year 2020-21	75.00% 3
Academic Year 2021-22	50.00% 2
Academic Year 2022-23	50.00% 2
Academic Year 2023-24	25.00% 1
Total Respondents: 4	

### Q43 During what term/s did incidents occur? (check all that apply)

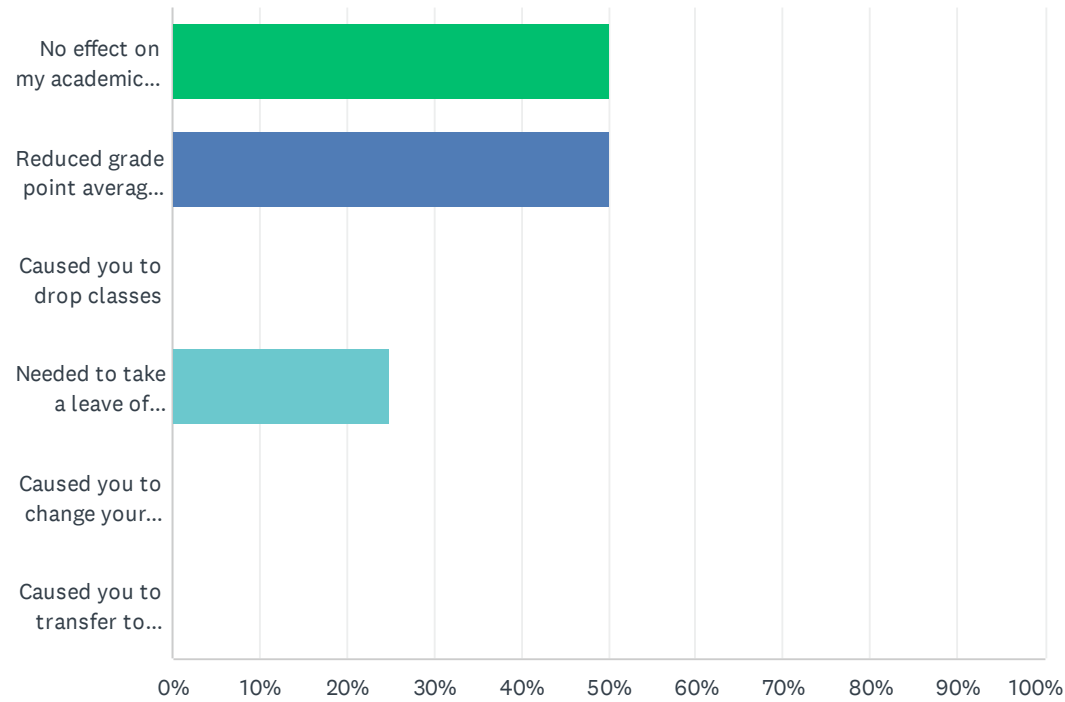
Answered: 3 Skipped: 267



ANSWER CHOICES	RESPONSES
Summer	66.67% 2
Fall	33.33% 1
Winter	33.33% 1
Spring	66.67% 2
Total Respondents: 3	

### Q44 Did the situation impact your academic performance in any of the following ways? (check all that apply):

Answered: 4 Skipped: 266



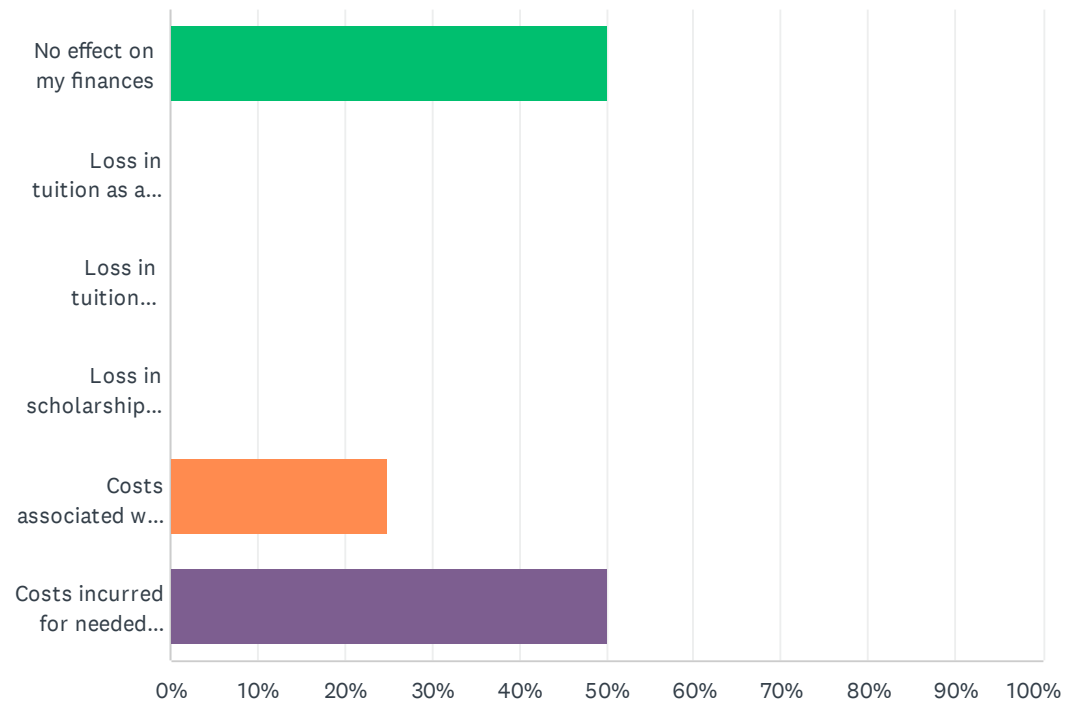


AUNE Sexual Misconduct Climate Survey AY2023-24

ANSWER CHOICES	RESPONSES	
No effect on my academic performance	50.00%	2
Reduced grade point average (GPA)	50.00%	2
Caused you to drop classes	0.00%	0
Needed to take a leave of absence from your education	25.00%	1
Caused you to change your major	0.00%	0
Caused you to transfer to another institution	0.00%	0
Total Respondents: 4		

### Q45 Did the situation have negative financial impacts on your academic career? (check all that apply):

Answered: 4 Skipped: 266

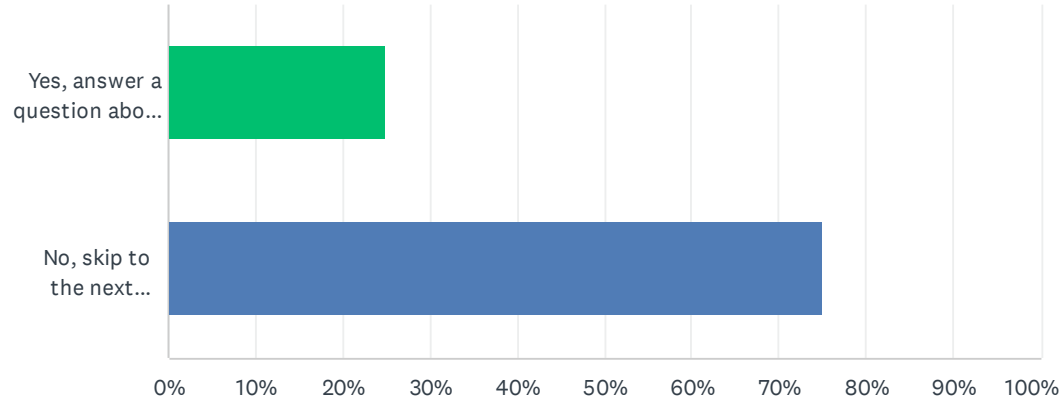


AUNE Sexual Misconduct Climate Survey AY2023-24

ANSWER CHOICES	RESPONSES	
No effect on my finances	50.00%	2
Loss in tuition as a result of dropping classes	0.00%	0
Loss in tuition resulting from an unplanned leave of absence	0.00%	0
Loss in scholarship award due to diminished grades as a result of the sexual violence	0.00%	0
Costs associated with unexpected need to change housing	25.00%	1
Costs incurred for needed physical and mental health services resulting from the sexual violence	50.00%	2
Total Respondents: 4		

Q46 Part of the goal of this survey is to understand how alcohol and drugs shape campus culture related to sexual misconduct. If you are willing, please respond to the following question. If you do not want to answer this question, you can skip to the next section of the survey.

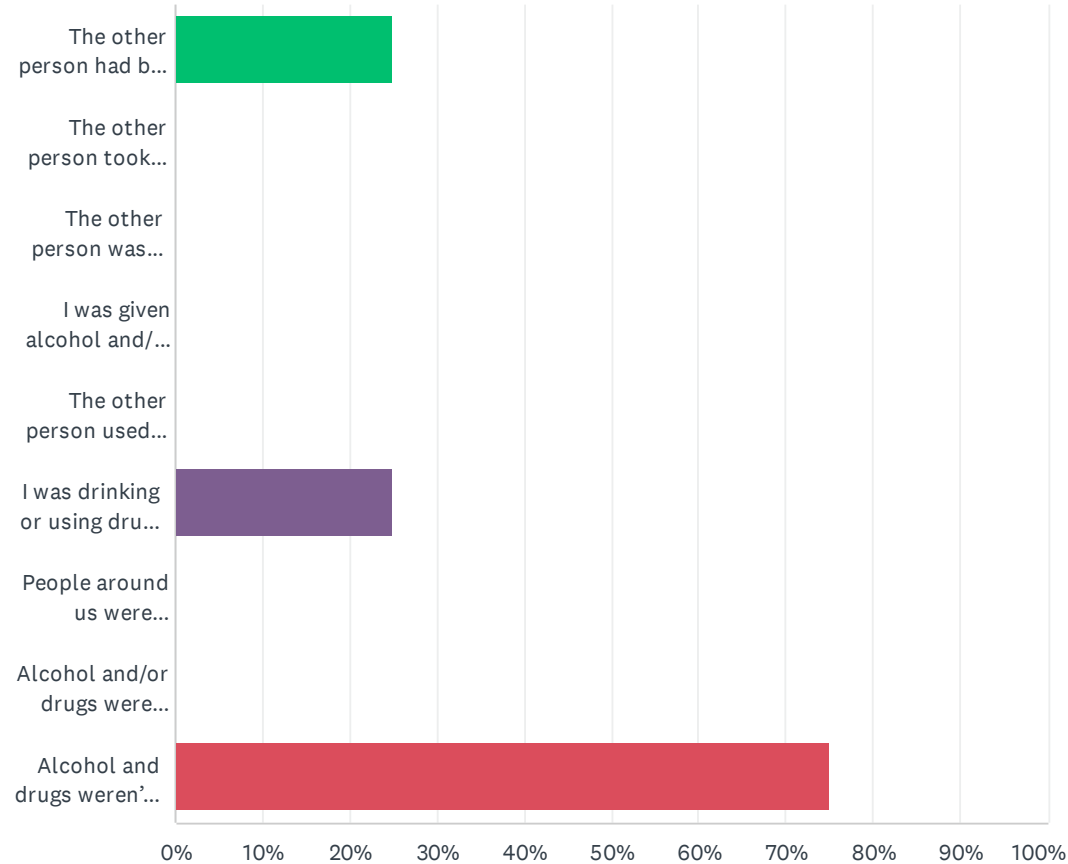
Answered: 4 Skipped: 266



ANSWER CHOICES	RESPONSES	
Yes, answer a question about the role(s) of alcohol and drugs	25.00%	1
No, skip to the next section	75.00%	3
<b>TOTAL</b>		<b>4</b>

Q47 Alcohol and drugs can play many roles in how situations play out. In your experience, did any of these apply? Keep in mind that you are in no way responsible for the situation that occurred, even if you had been using alcohol and/or drugs. (Select all that apply.)

Answered: 4 Skipped: 266

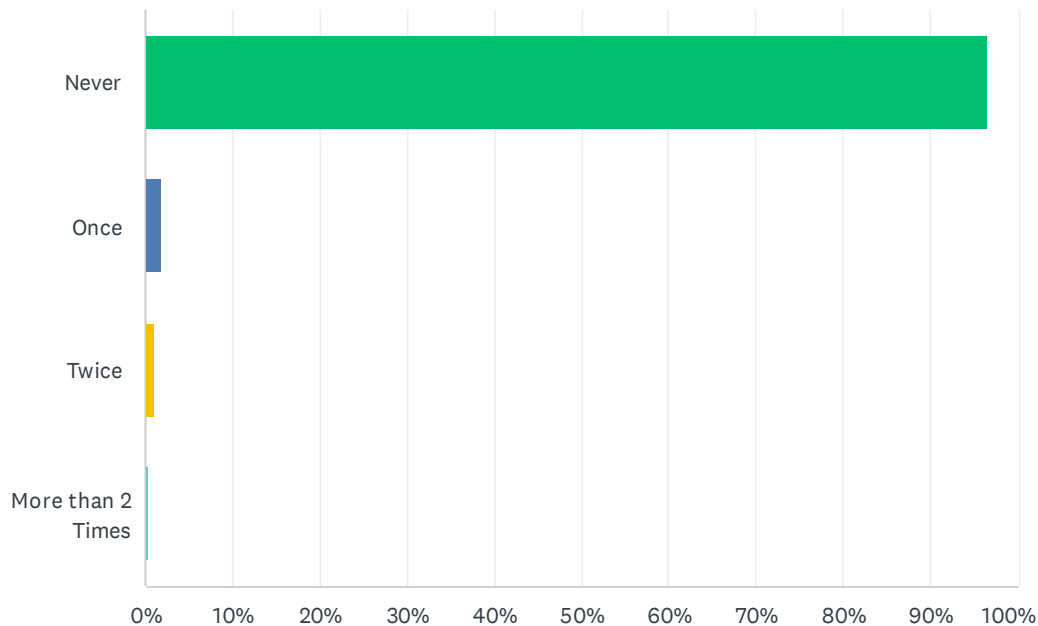


AUNE Sexual Misconduct Climate Survey AY2023-24

ANSWER CHOICES	RESPONSES	
The other person had been using alcohol and/or drugs.	25.00%	1
The other person took advantage of my incapacitation from using alcohol and/or drugs. [Incapacitation is when a person cannot consent because they are unable to understand what is happening or are disoriented, helpless, asleep, or unconscious for any reason, including by alcohol or other drugs. Incapacitation is a state beyond intoxication.]	0.00%	0
The other person was encouraging me to drink or use drugs or supplying me with alcohol and/or drugs.	0.00%	0
I was given alcohol and/or drugs to consume without my knowledge (ex: drink was spiked, substances were added to my drink or food, etc.)	0.00%	0
The other person used alcohol and/or drugs as an excuse for their behavior(s).	0.00%	0
I was drinking or using drugs voluntarily and wasn't incapacitated.	25.00%	1
People around us were drinking or using drugs.	0.00%	0
Alcohol and/or drugs were present, but I don't think they played a role.	0.00%	0
Alcohol and drugs weren't involved at all.	75.00%	3
Total Respondents: 4		

Q48 Someone touched, kissed, or rubbed up against the private areas of my body or removed some of my clothes or made me touch them sexually, without my consent (but did not attempt sexual penetration).

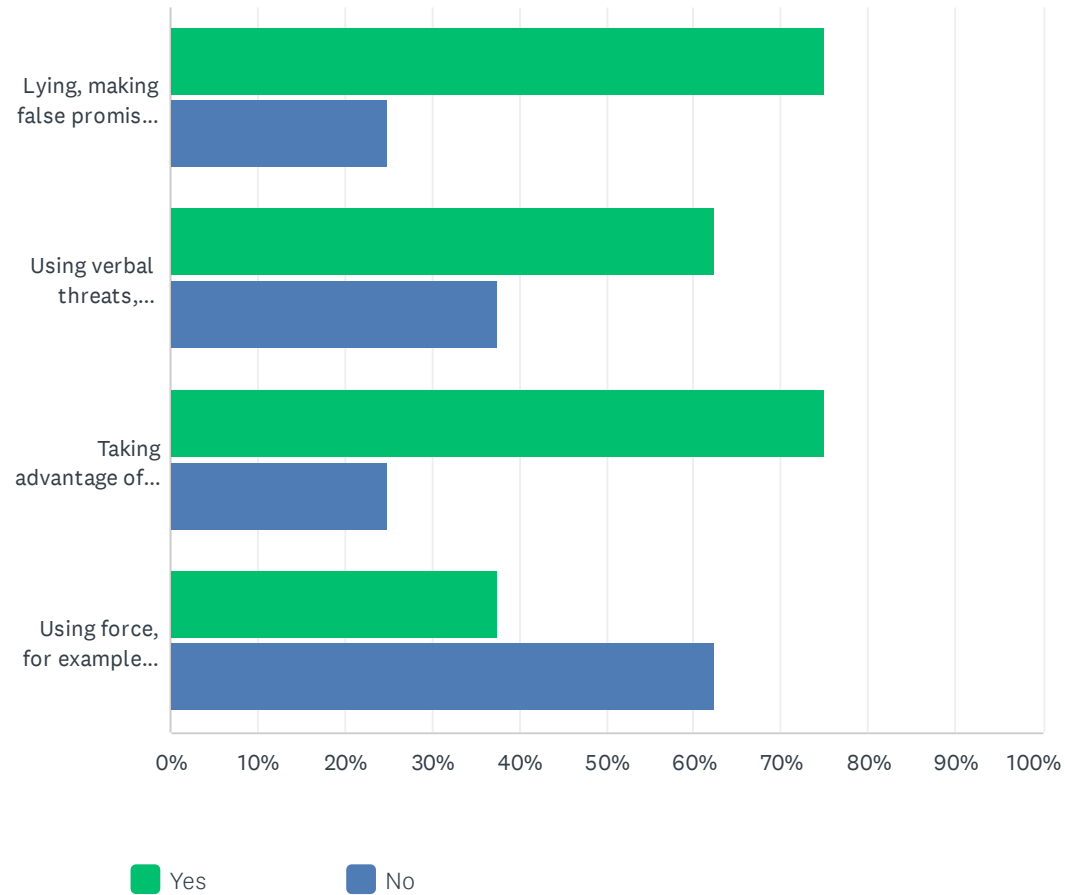
Answered: 204 Skipped: 66



ANSWER CHOICES	RESPONSES	
Never	96.57%	197
Once	1.96%	4
Twice	0.98%	2
More than 2 Times	0.49%	1
<b>TOTAL</b>		<b>204</b>

### Q49 Did someone do this to you:

Answered: 8 Skipped: 262



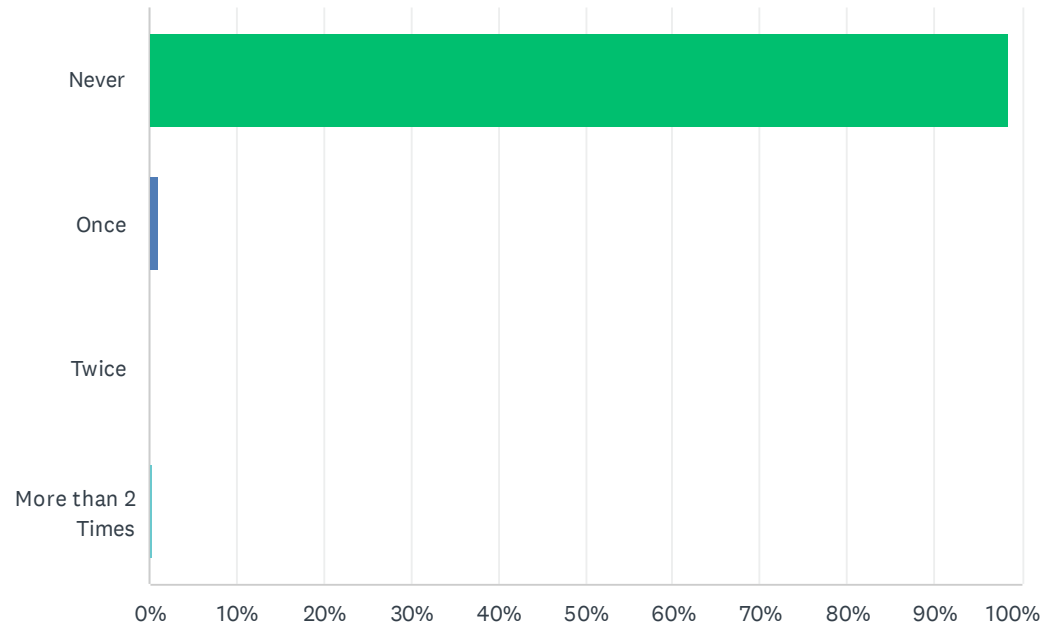


AUNE Sexual Misconduct Climate Survey AY2023-24

	YES	NO	TOTAL
Lying, making false promises, continually verbally pressuring me, threatening to end the relationship, or using other pressure that made me feel like I couldn't say no.	75.00% 6	25.00% 2	8
Using verbal threats, physical forms of intimidation, trying until they wore down my resistance, or threatening to share intimate or explicit photos or videos of me.	62.50% 5	37.50% 3	8
Taking advantage of the fact that I was unable to give consent due to incapacitation.	75.00% 6	25.00% 2	8
Using force, for example holding me down with their body weight, pinning my arms, or having a weapon.	37.50% 3	62.50% 5	8

### Q50 Someone had oral sex with me or made me have oral sex with them without my consent.

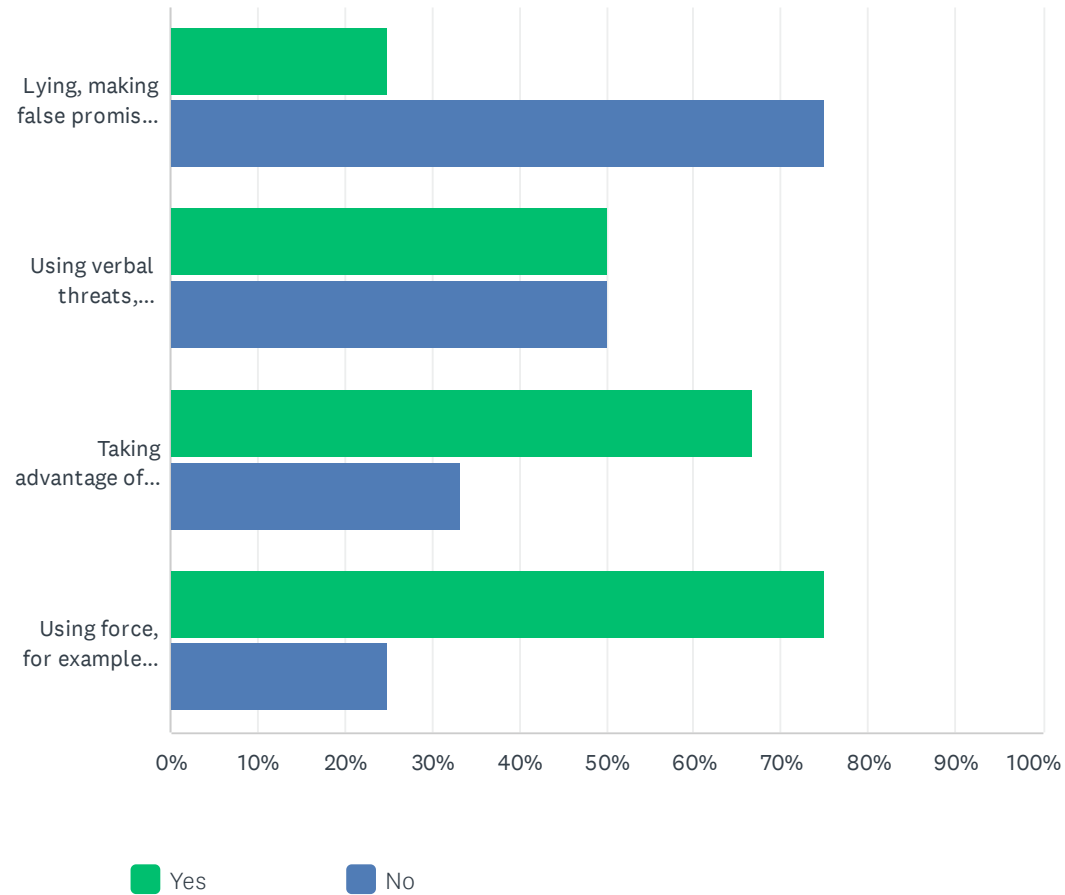
Answered: 201 Skipped: 69



ANSWER CHOICES	RESPONSES	
Never	98.51%	198
Once	1.00%	2
Twice	0.00%	0
More than 2 Times	0.50%	1
<b>TOTAL</b>		<b>201</b>

### Q51 Did someone do this to you by:

Answered: 4 Skipped: 266

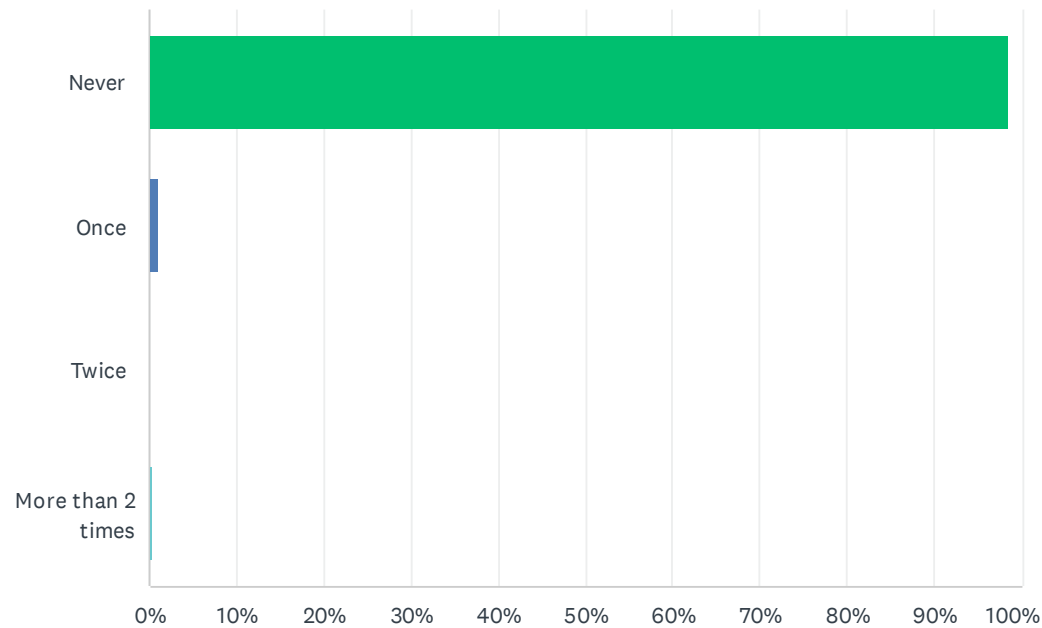


AUNE Sexual Misconduct Climate Survey AY2023-24

	YES	NO	TOTAL
Lying, making false promises, continually verbally pressuring me, threatening to end the relationship, or using other pressure that made me feel like I couldn't say no.	25.00% 1	75.00% 3	4
Using verbal threats, physical forms of intimidation, trying until they wore down my resistance, or threatening to share intimate or explicit photos or videos of me.	50.00% 2	50.00% 2	4
Taking advantage of the fact that I was unable to give consent due to incapacitation.	66.67% 2	33.33% 1	3
Using force, for example holding me down with their body weight, pinning my arms, or having a weapon.	75.00% 3	25.00% 1	4

### Q52 Someone penetrated my vagina or anus with their body part or an object, or made me penetrate their vagina or anus, without my consent.

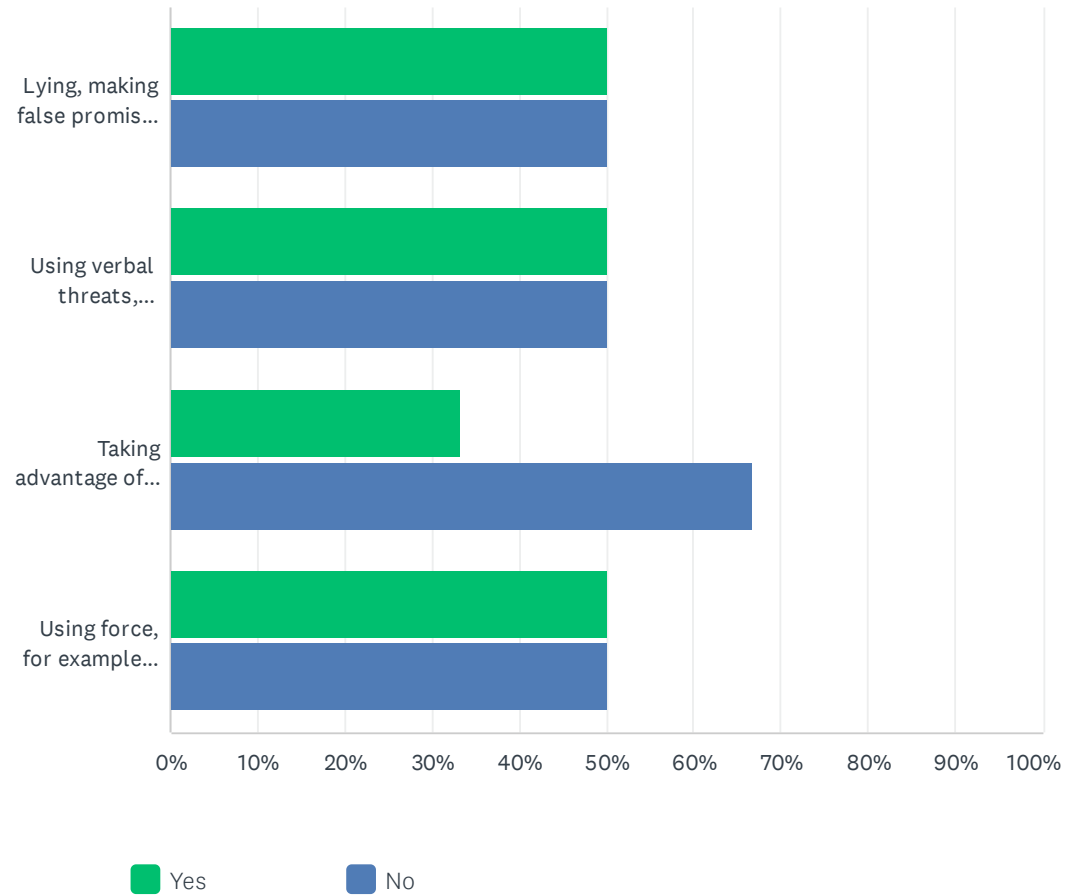
Answered: 200 Skipped: 70



ANSWER CHOICES	RESPONSES	
Never	98.50%	197
Once	1.00%	2
Twice	0.00%	0
More than 2 times	0.50%	1
<b>TOTAL</b>		<b>200</b>

### Q53 Did someone do this to you by:

Answered: 6 Skipped: 264

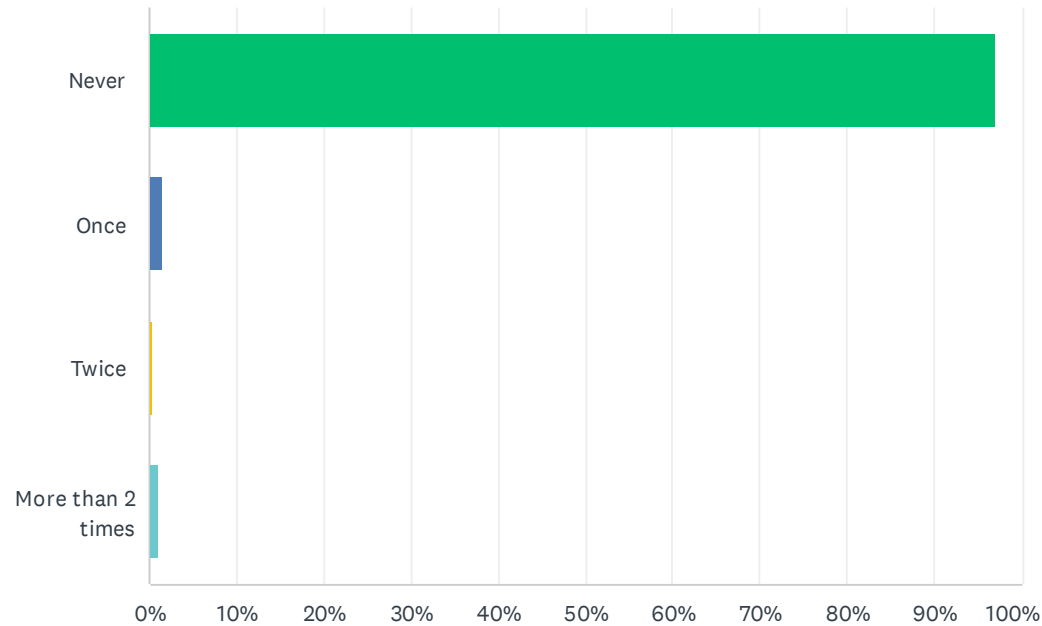


AUNE Sexual Misconduct Climate Survey AY2023-24

	YES	NO	TOTAL
Lying, making false promises, continually verbally pressuring me, threatening to end the relationship, or using other pressure that made me feel like I couldn't say no.	50.00% 3	50.00% 3	6
Using verbal threats, physical forms of intimidation, trying until they wore down my resistance, or threatening to share intimate or explicit photos or videos of me.	50.00% 3	50.00% 3	6
Taking advantage of the fact that I was unable to give consent due to incapacitation.	33.33% 2	66.67% 4	6
Using force, for example holding me down with their body weight, pinning my arms, or having a weapon.	50.00% 3	50.00% 3	6

## Q54 Someone ATTEMPTED to have oral, anal, or vaginal penetration with me without my consent.

Answered: 202 Skipped: 68

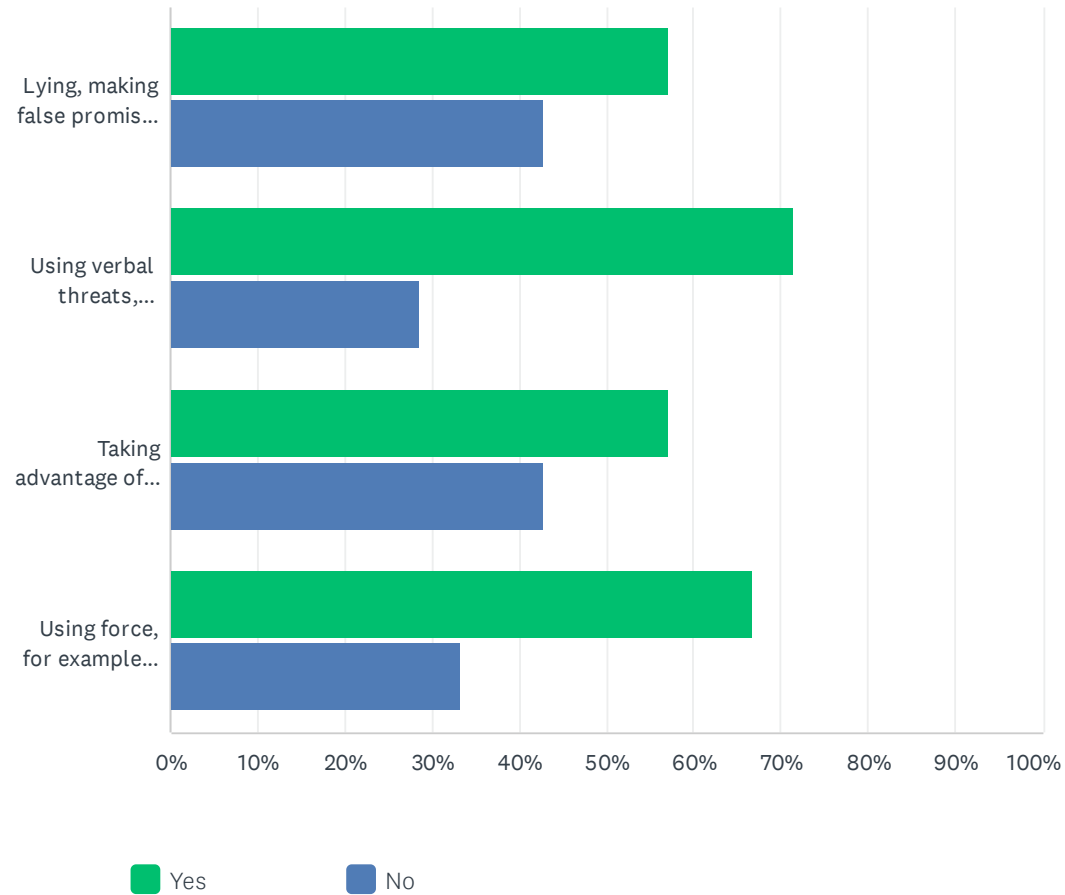


ANSWER CHOICES	RESPONSES	
Never	97.03%	196
Once	1.49%	3
Twice	0.50%	1
More than 2 times	0.99%	2
<b>TOTAL</b>		<b>202</b>



### Q55 Did someone do this to you by:

Answered: 7 Skipped: 263

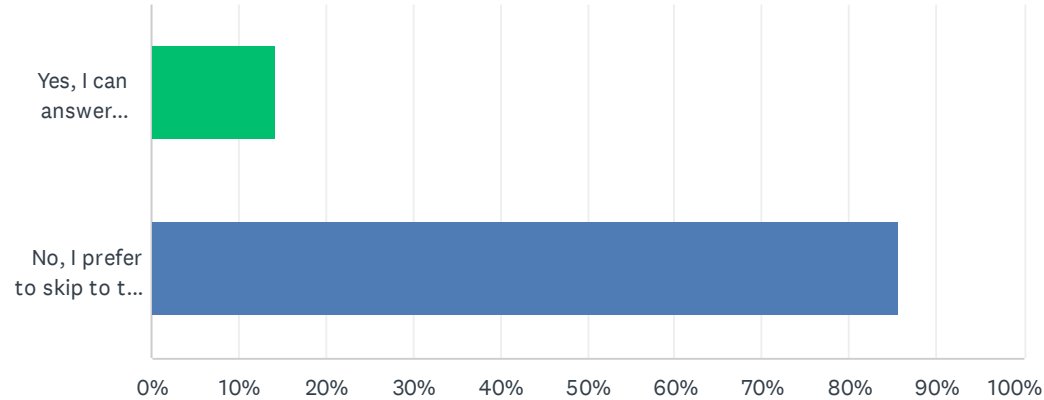


AUNE Sexual Misconduct Climate Survey AY2023-24

	YES	NO	TOTAL
Lying, making false promises, continually verbally pressuring me, threatening to end the relationship, or using other pressure that made me feel like I couldn't say no.	57.14% 4	42.86% 3	7
Using verbal threats, physical forms of intimidation, trying until they wore down my resistance, or threatening to share intimate or explicit photos or videos of me.	71.43% 5	28.57% 2	7
Taking advantage of the fact that I was unable to give consent due to incapacitation.	57.14% 4	42.86% 3	7
Using force, for example holding me down with their body weight, pinning my arms, or having a weapon.	66.67% 4	33.33% 2	6

Q56 Are you willing to answer some additional questions about sexual violence, or would you like to skip to the next section of the survey? The additional questions are intended to better inform support and prevention and response efforts at Antioch.

Answered: 7 Skipped: 263



ANSWER CHOICES	RESPONSES	
Yes, I can answer additional questions	14.29%	1
No, I prefer to skip to the next section.	85.71%	6
TOTAL		7

Q57 Think about the situations that have happened to you involving the behaviors you marked on the last screens. Now, think about ONE INCIDENT and please answer the following questions. Please describe the person/s who committed the behavior

Answered: 0 Skipped: 270

 No matching responses.

ANSWER CHOICES	RESPONSES	
Man	0.00%	0
Woman	0.00%	0
Nonbinary or gender expansive	0.00%	0
Prefer not to say	0.00%	0
Unknown	0.00%	0
Total Respondents: 0		

## Q58 What is the role of the other person at Antioch?

Answered: 0 Skipped: 270

 No matching responses.

ANSWER CHOICES	RESPONSES	
Student	0.00%	0
Faculty	0.00%	0
Admin or Staff	0.00%	0
Other	0.00%	0
TOTAL		0

## Q59 Where did this happen: On-campus (check all that apply)

Answered: 0 Skipped: 270

 No matching responses.

ANSWER CHOICES	RESPONSES	
Academic building or classroom	0.00%	0
Staff/Faculty office	0.00%	0
Indoor common areas	0.00%	0
Restroom	0.00%	0
Public or outdoor space on campus	0.00%	0
Other (please specify)	0.00%	0
Total Respondents: 0		

## Q60 Where did this happen: Off-campus (check all that apply)

Answered: 0 Skipped: 270

 No matching responses.

ANSWER CHOICES	RESPONSES	
Bar or restaurant	0.00%	0
Private owned (not campus-owned) housing or apartment complex	0.00%	0
Traveling with a school team, band, or other organization	0.00%	0
Other (please specify)	0.00%	0
Total Respondents: 0		

## Q61 During what academic year did the incident(s) occur?

Answered: 0 Skipped: 270

 No matching responses.

ANSWER CHOICES	RESPONSES	
Academic Year 2019-20	0.00%	0
Academic Year 2020-21	0.00%	0
Academic Year 2021-22	0.00%	0
Academic Year 2022-23	0.00%	0
Academic Year 2023-24	0.00%	0
Total Respondents: 0		



## Q62 During what term/s did incidents occur? (check all that apply)

Answered: 0 Skipped: 270

 No matching responses.

ANSWER CHOICES	RESPONSES	
Summer	0.00%	0
Fall	0.00%	0
Winter	0.00%	0
Spring	0.00%	0
Total Respondents: 0		

### Q63 Did the situation impact your academic performance in any of the following ways? (check all that apply):

Answered: 0 Skipped: 270

 No matching responses.

ANSWER CHOICES	RESPONSES	
Caused you to fail class(es)	0.00%	0
Caused you to drop class(es)	0.00%	0
Needed to take a leave of absence from your education	0.00%	0
Caused you to change your major	0.00%	0
Caused you to transfer to another institution	0.00%	0
Did not impact academic performance	0.00%	0
Other (please specify)	0.00%	0
Total Respondents: 0		

## Q64 Did the situation have negative financial impacts on your academic career? (check all that apply):

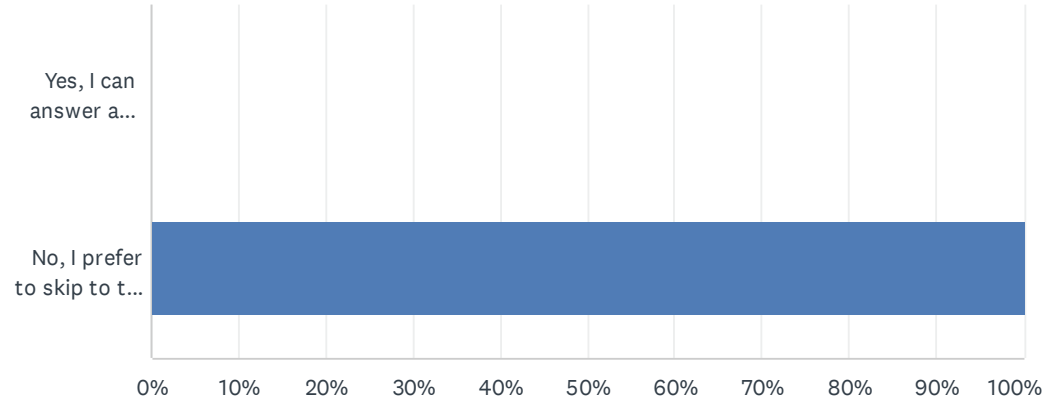
Answered: 0 Skipped: 270

 No matching responses.

ANSWER CHOICES	RESPONSES	
Loss in tuition as a result of dropping classes	0.00%	0
Loss in tuition resulting from an unplanned leave of absence	0.00%	0
Loss in scholarship award due to diminished grades as a result of the sexual violence	0.00%	0
Costs associated with unexpected need to changes in housing	0.00%	0
Costs incurred for needed physical and mental health services resulting from the sexual violence	0.00%	0
Did not have a negative financial impact on academic career	0.00%	0
Other (please specify)	0.00%	0
Total Respondents: 0		

Q65 Part of the goal of this survey is to understand how alcohol and drugs shape campus culture related to sexual misconduct. If you are willing, please respond to the following question. If you do not want to answer this question, you can skip to the next section of the survey.

Answered: 1 Skipped: 269



ANSWER CHOICES	RESPONSES	
Yes, I can answer a question about the role(s) of alcohol and drugs	0.00%	0
No, I prefer to skip to the next section	100.00%	1
<b>TOTAL</b>		<b>1</b>

Q66 Alcohol and drugs can play many roles in how situations play out. In your experience, did any of these apply? Keep in mind that you are in no way responsible for the situation that occurred, even if you had been using alcohol and/or drugs. (Select all that apply.)

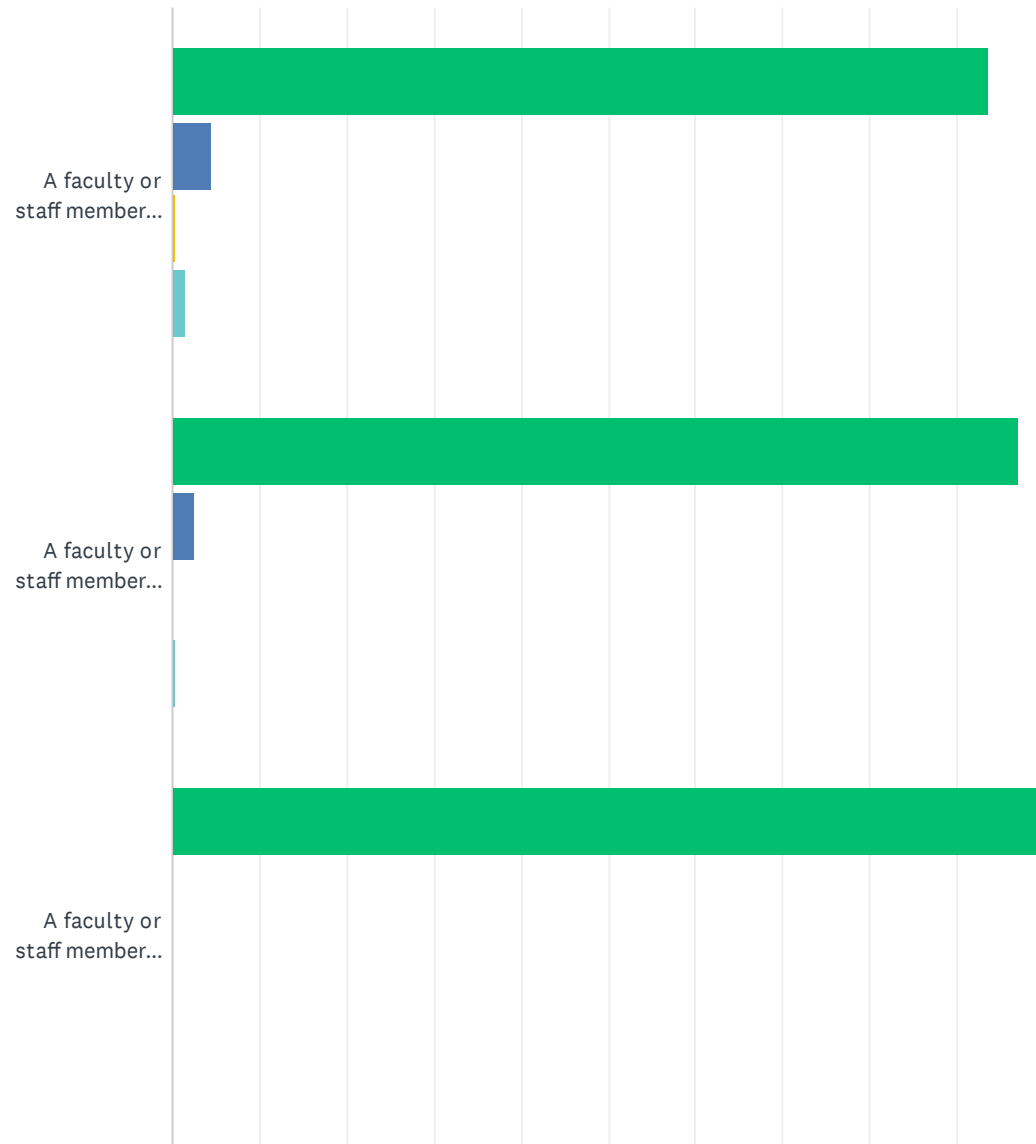
Answered: 0 Skipped: 270

 No matching responses.

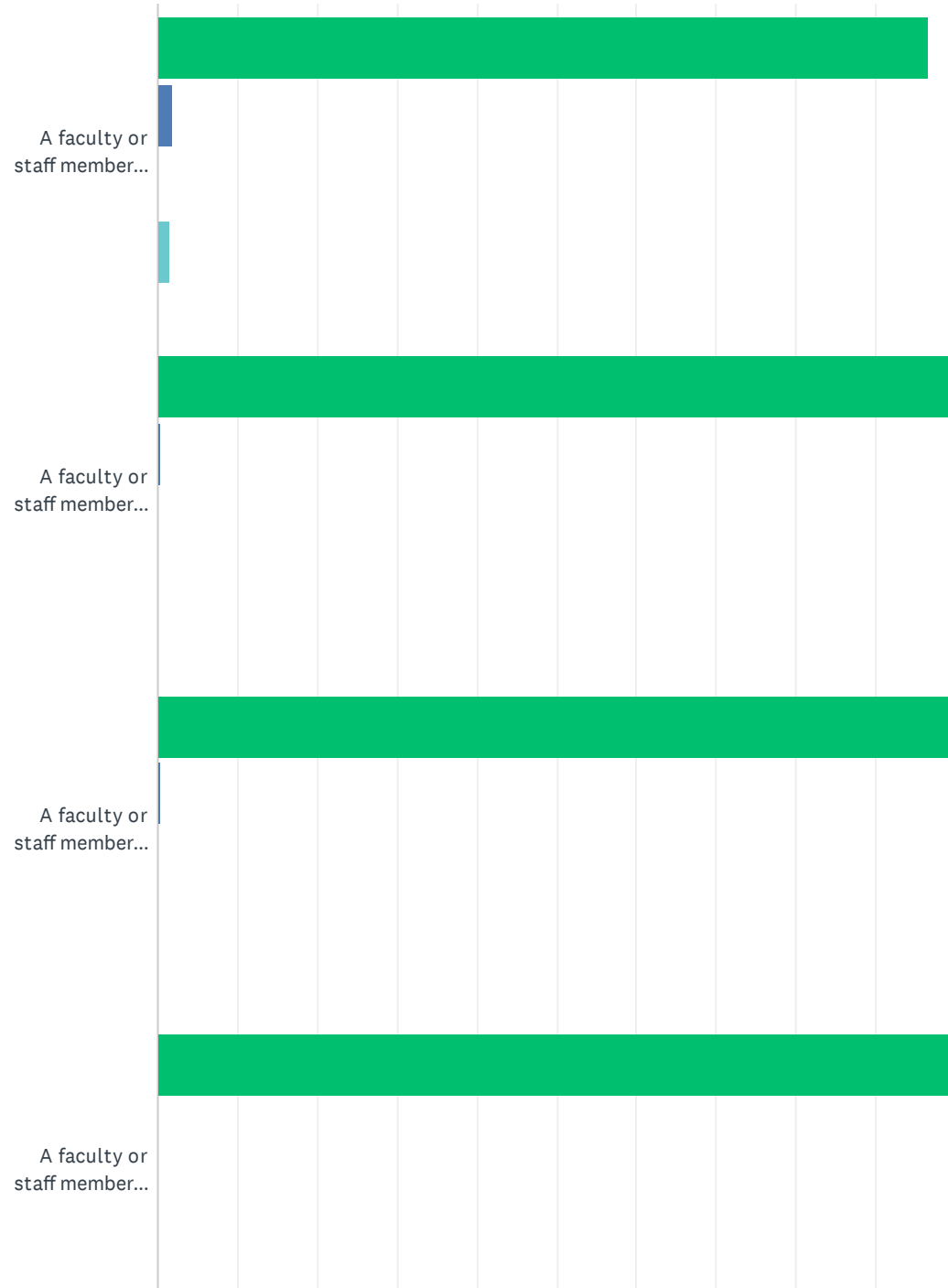
ANSWER CHOICES	RESPONSES	
The other person had been using alcohol and/or drugs.	0.00%	0
The other person took advantage of my incapacitation from using alcohol and/or drugs. [Incapacitation is when a person cannot consent because they are unable to understand what is happening or are disoriented, helpless, asleep, or unconscious for any reason, including by alcohol or other drugs. Incapacitation is a state beyond intoxication.]	0.00%	0
The other person was encouraging me to drink or use drugs or supplying me with alcohol and/or drugs.	0.00%	0
I was given alcohol and/or drugs to consume without my knowledge (ex: drink was spiked, substances were added to my drink or food, etc.)	0.00%	0
The other person used alcohol and/or drugs as an excuse for their behavior(s).	0.00%	0
I was drinking or using drugs voluntarily and wasn't incapacitated.	0.00%	0
People around us were drinking or using drugs.	0.00%	0
Alcohol and/or drugs were present, but I don't think they played a role.	0.00%	0
Alcohol and drugs weren't involved at all.	0.00%	0
Total Respondents: 0		

Q67 Since you enrolled at Antioch, have you been in a situation in which a faculty member, instructor or staff member has done the following to you:

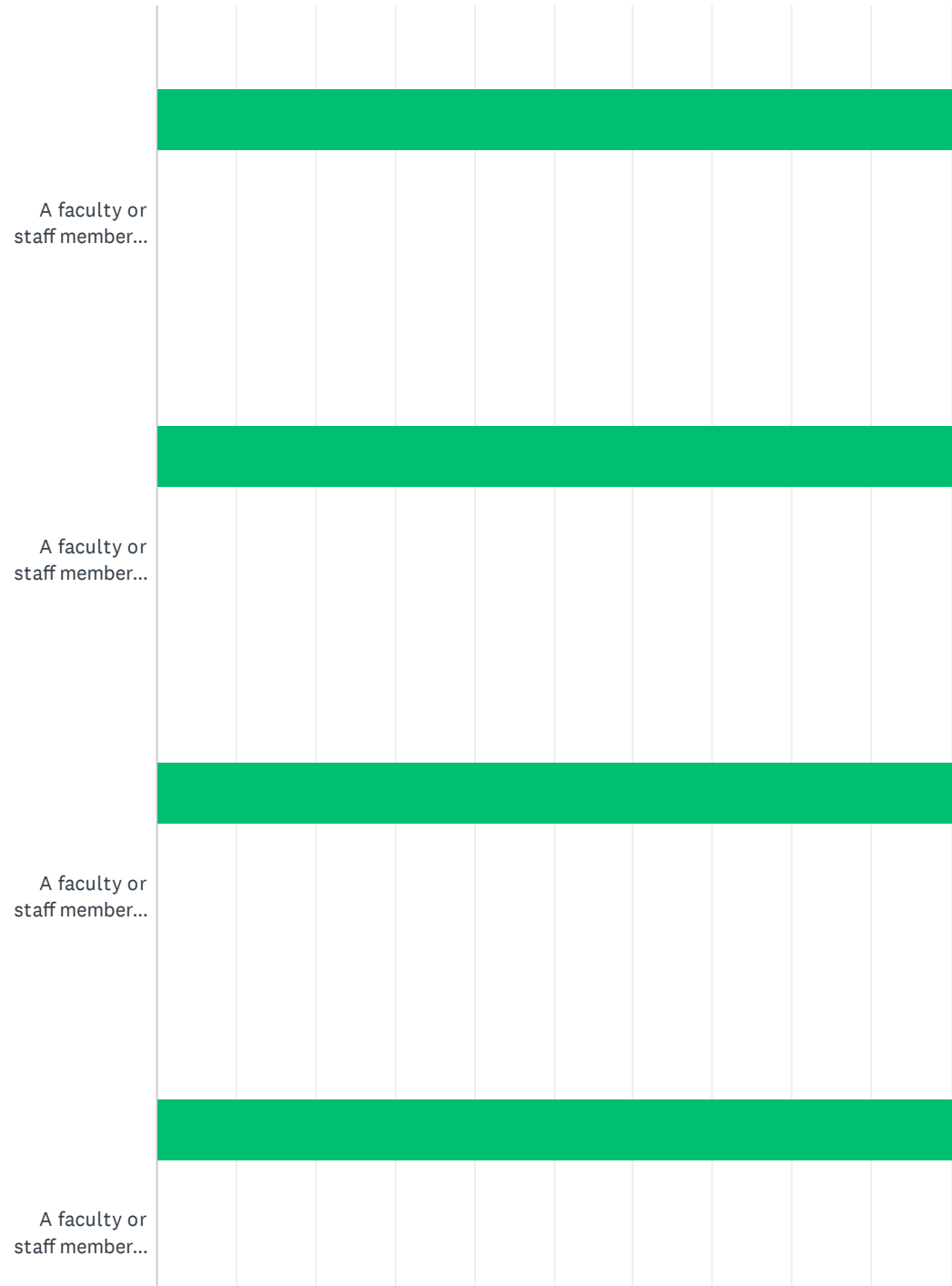
Answered: 202 Skipped: 68



AUNE Sexual Misconduct Climate Survey AY2023-24

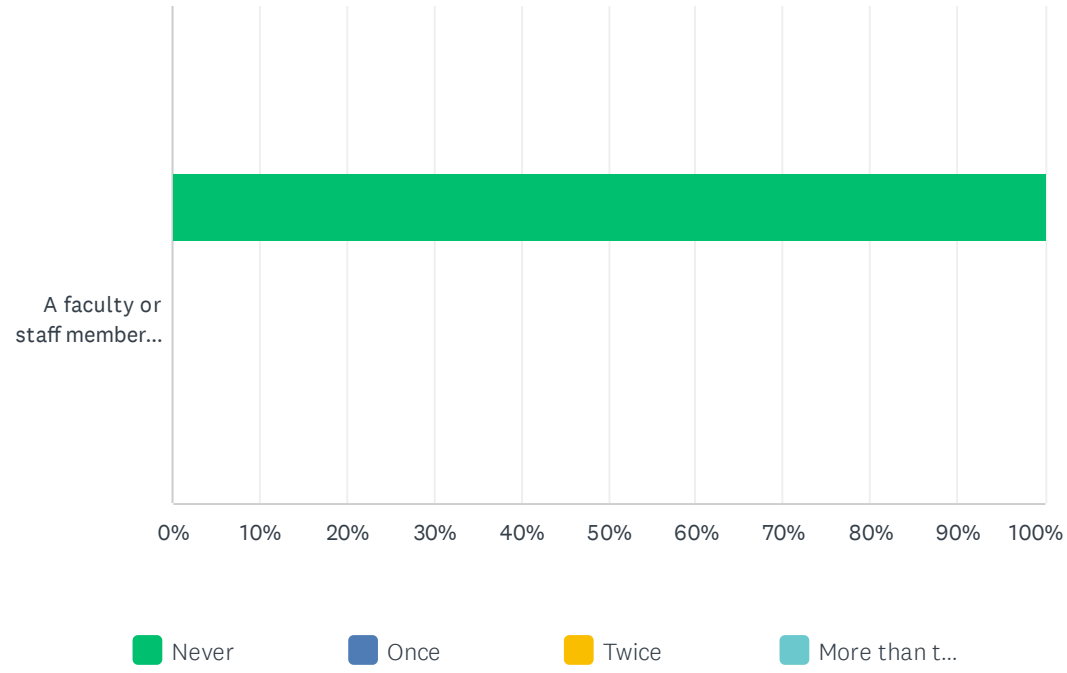


AUNE Sexual Misconduct Climate Survey AY2023-24





# AUNE Sexual Misconduct Climate Survey AY2023-24

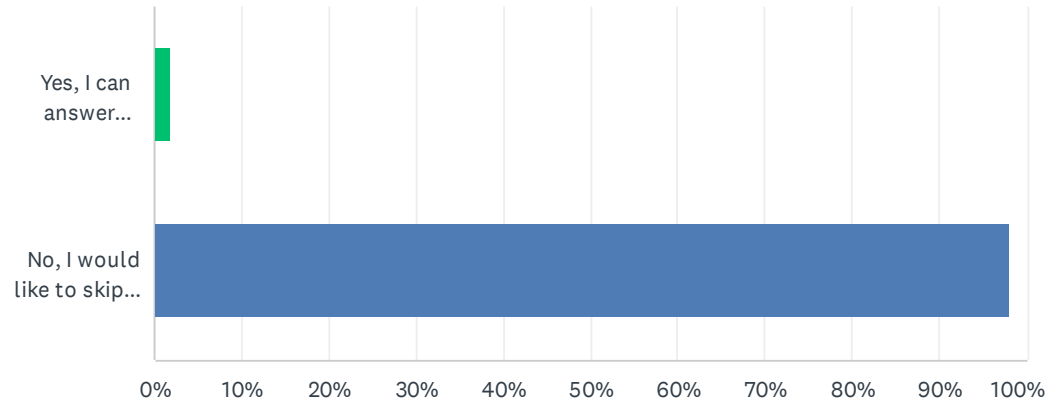


AUNE Sexual Misconduct Climate Survey AY2023-24

	NEVER	ONCE	TWICE	MORE THAN TWO TIMES	TOTAL
A faculty or staff member put you down, was condescending to you, or treated you negatively because of your sex or gender identity.	93.56% 189	4.46% 9	0.50% 1	1.49% 3	202
A faculty or staff member made sexual remarks, jokes, or stories that were insulting or offensive to you.	97.03% 196	2.48% 5	0.00% 0	0.50% 1	202
A faculty or staff member displayed, used, or distributed sexually graphic or suggestive materials outside of course materials.	100.00% 202	0.00% 0	0.00% 0	0.00% 0	202
A faculty or staff member made offensive sexist remarks.	96.53% 195	1.98% 4	0.00% 0	1.49% 3	202
A faculty or staff member repeatedly told sexual stories or jokes that were offensive to you.	99.50% 201	0.50% 1	0.00% 0	0.00% 0	202
A faculty or staff member made unwelcome attempts to draw you into a discussion of sexual matters.	99.50% 201	0.50% 1	0.00% 0	0.00% 0	202
A faculty or staff member made gestures or used body language of a sexual nature which embarrassed or offended you.	100.00% 202	0.00% 0	0.00% 0	0.00% 0	202
A faculty or staff member made unwanted attempts to establish a romantic or sexual relationship with you (i.e., ask you for dates, drinks, dinner, etc.).	100.00% 202	0.00% 0	0.00% 0	0.00% 0	202
A faculty or staff member touched you in a way that made you feel uncomfortable.	100.00% 202	0.00% 0	0.00% 0	0.00% 0	202
A faculty or staff member made unwanted attempts to touch or kiss you.	100.00% 202	0.00% 0	0.00% 0	0.00% 0	202
A faculty or staff member attempted to bribe you or implied better treatment to engage in sexual behavior.	100.00% 200	0.00% 0	0.00% 0	0.00% 0	200
A faculty or staff member mistreated you or threatened you with some sort of retaliation for not being sexually cooperative.	100.00% 202	0.00% 0	0.00% 0	0.00% 0	202

Q68 Are you willing to answer some additional questions about this topic, or would you like to skip to the next section of the survey? The additional questions are intended to better inform support and prevention and response efforts at Antioch?

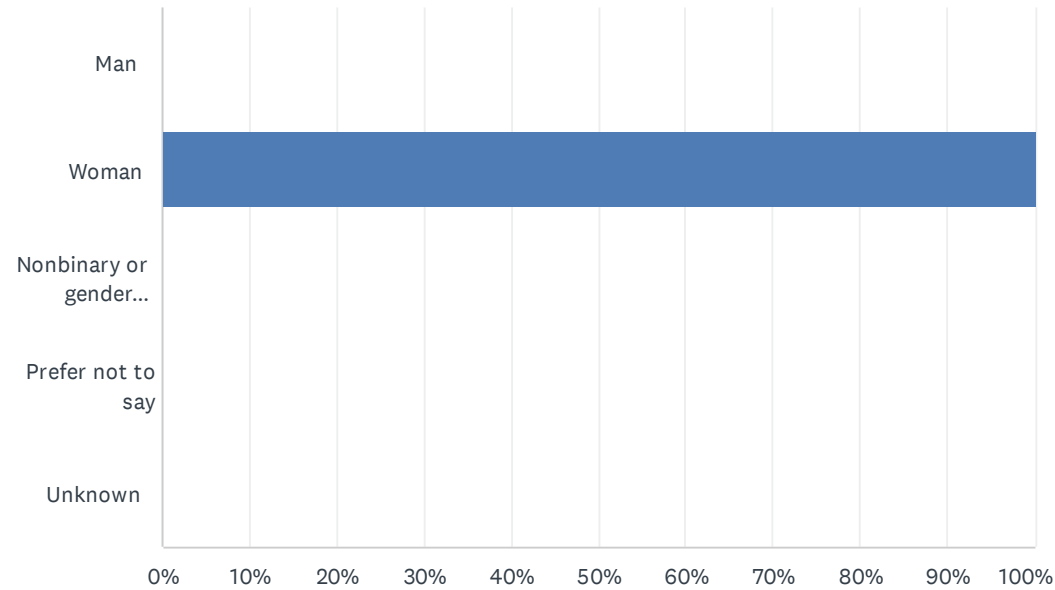
Answered: 202 Skipped: 68



ANSWER CHOICES	RESPONSES
Yes, I can answer additional questions	1.98% 4
No, I would like to skip to the next section	98.02% 198
TOTAL	202

### Q69 Please describe the person/s who committed the behavior: Gender

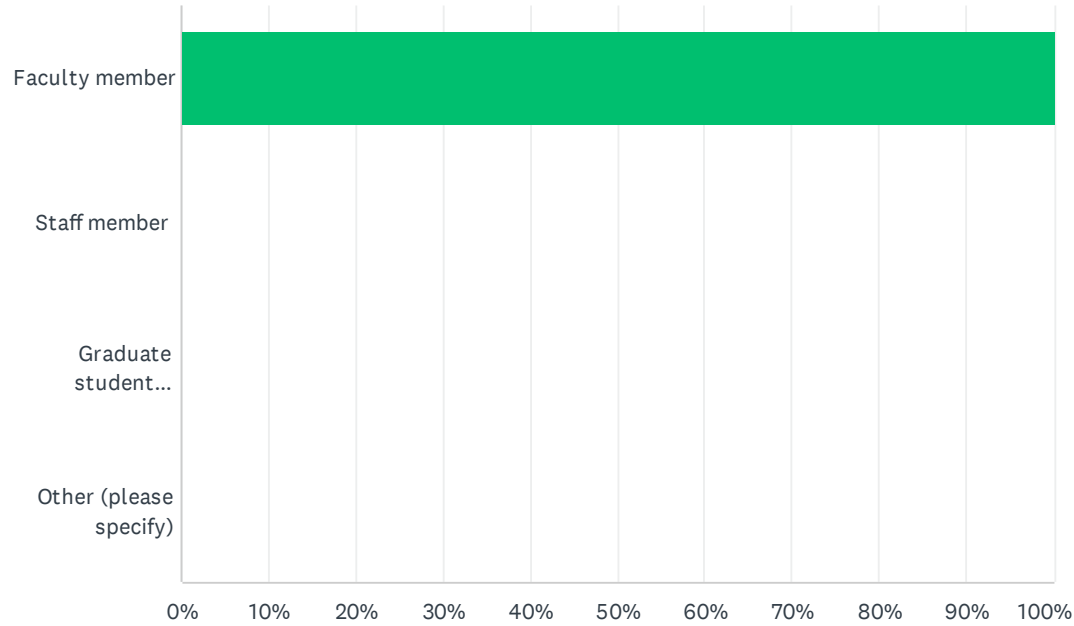
Answered: 2 Skipped: 268



ANSWER CHOICES	RESPONSES	
Man	0.00%	0
Woman	100.00%	2
Nonbinary or gender expansive	0.00%	0
Prefer not to say	0.00%	0
Unknown	0.00%	0
Total Respondents: 2		

### Q70 What is the status of the person(s) who committed the behavior at Antioch

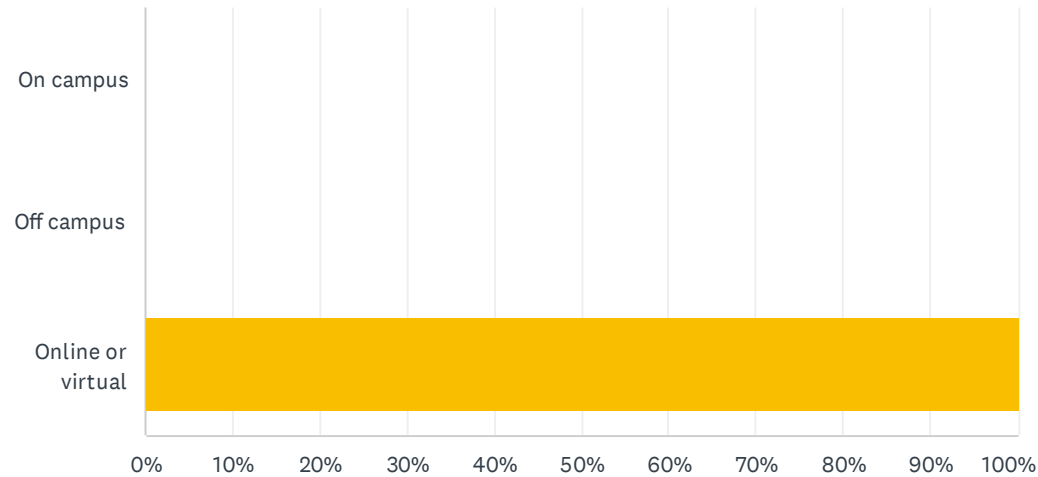
Answered: 2 Skipped: 268



ANSWER CHOICES	RESPONSES	
Faculty member	100.00%	2
Staff member	0.00%	0
Graduate student instructor	0.00%	0
Other (please specify)	0.00%	0
<b>TOTAL</b>		<b>2</b>

### Q71 Where did this happen?

Answered: 2 Skipped: 268



ANSWER CHOICES	RESPONSES	
On campus	0.00%	0
Off campus	0.00%	0
Online or virtual	100.00%	2
<b>TOTAL</b>		<b>2</b>

## Q72 Where did this happen: On-campus (check all that apply)

Answered: 0 Skipped: 270

 No matching responses.

ANSWER CHOICES	RESPONSES	
Academic building or classroom	0.00%	0
Staff/Faculty office	0.00%	0
Indoor common areas	0.00%	0
Restroom	0.00%	0
Public or outdoor space on campus	0.00%	0
Other (please specify)	0.00%	0
Total Respondents: 0		

### Q73 Where did this happen: Off-campus (check all that apply)

Answered: 0 Skipped: 270

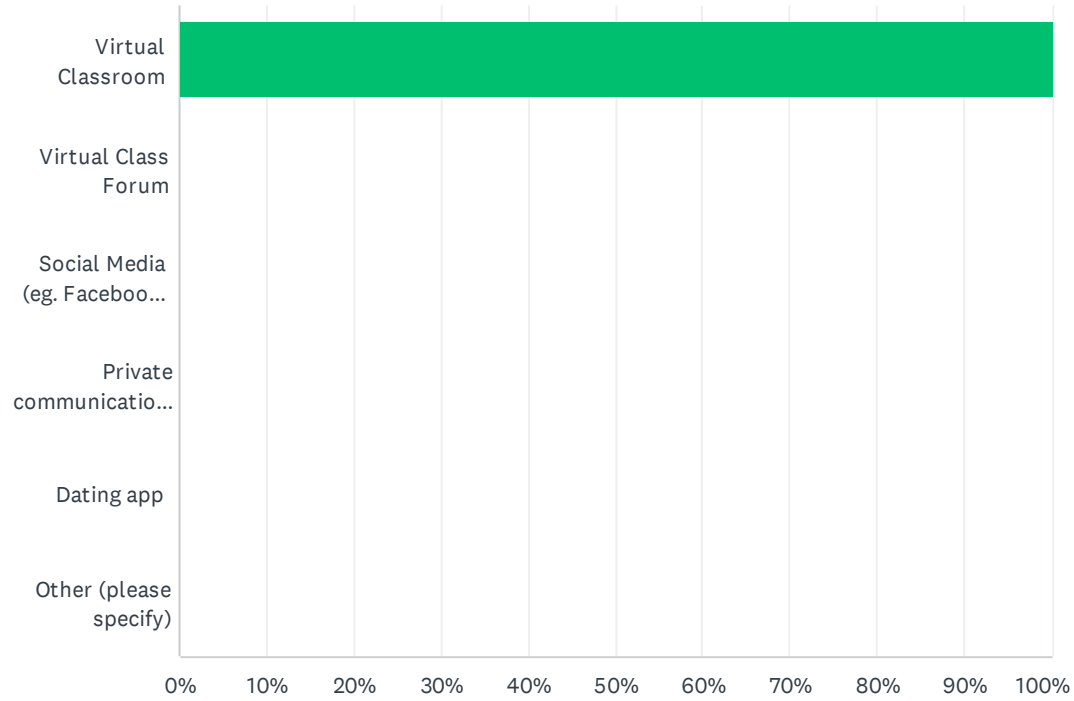
 No matching responses.

ANSWER CHOICES	RESPONSES	
Bar or restaurant	0.00%	0
Private owned (not campus-owned) housing or apartment complex	0.00%	0
Traveling with a school team, band, or other organization	0.00%	0
Other (please specify)	0.00%	0
Total Respondents: 0		



### Q74 Where did this happen: Online or virtual (check all that apply)

Answered: 2 Skipped: 268

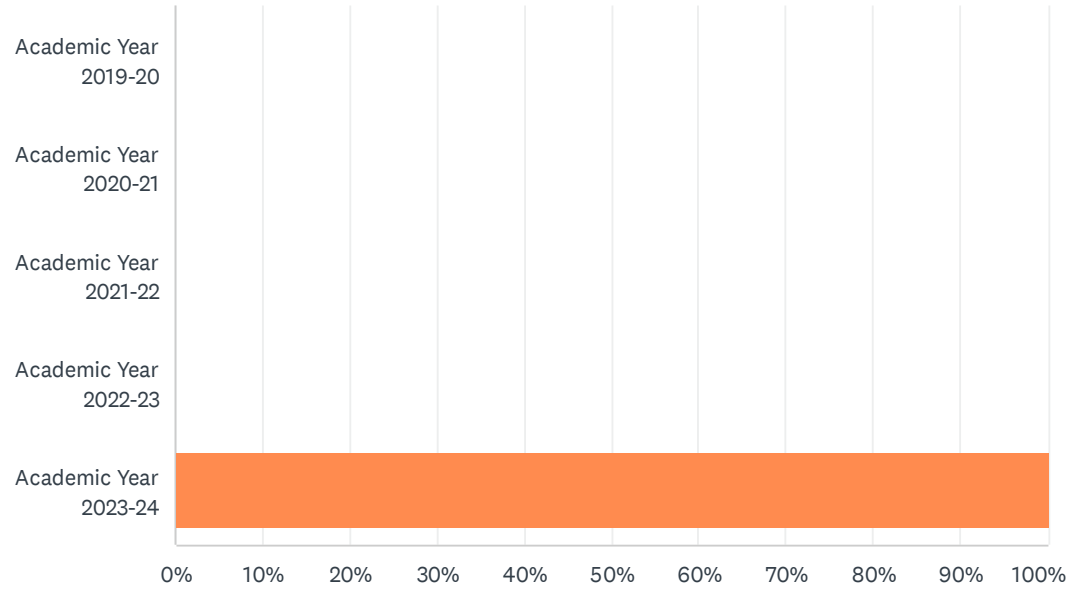


AUNE Sexual Misconduct Climate Survey AY2023-24

ANSWER CHOICES	RESPONSES	
Virtual Classroom	100.00%	2
Virtual Class Forum	0.00%	0
Social Media (eg. Facebook, Instagram, Snapchat, Twitter, TikTok)	0.00%	0
Private communications (eg texting)	0.00%	0
Dating app	0.00%	0
Other (please specify)	0.00%	0
Total Respondents: 2		

### Q75 During which year(s) did incidents occur? (check all that apply)

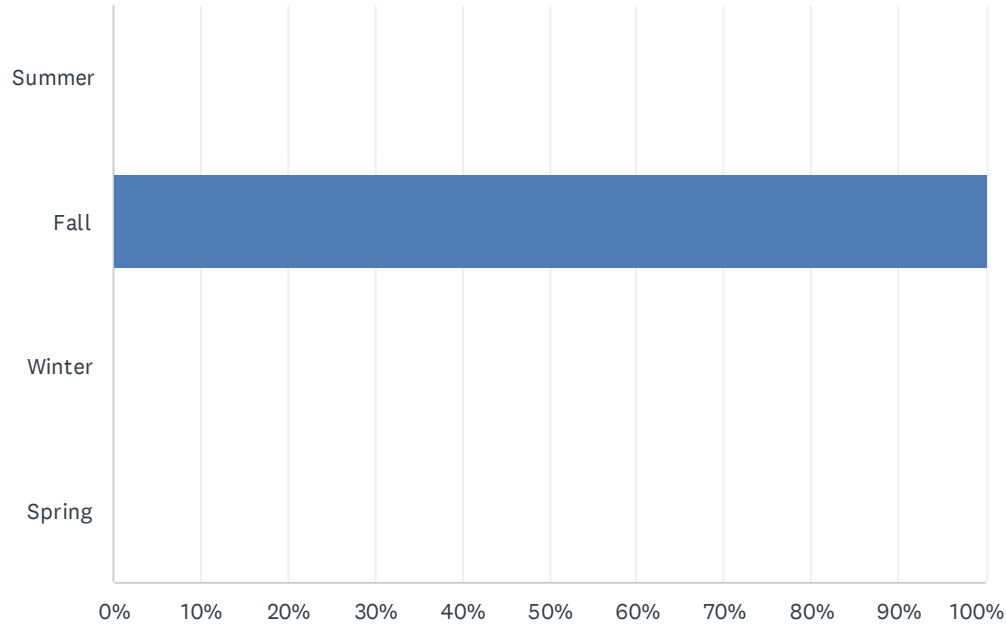
Answered: 2 Skipped: 268



ANSWER CHOICES	RESPONSES
Academic Year 2019-20	0.00% 0
Academic Year 2020-21	0.00% 0
Academic Year 2021-22	0.00% 0
Academic Year 2022-23	0.00% 0
Academic Year 2023-24	100.00% 2
Total Respondents: 2	

### Q76 During what term/s did incidents occur? (check all that apply)

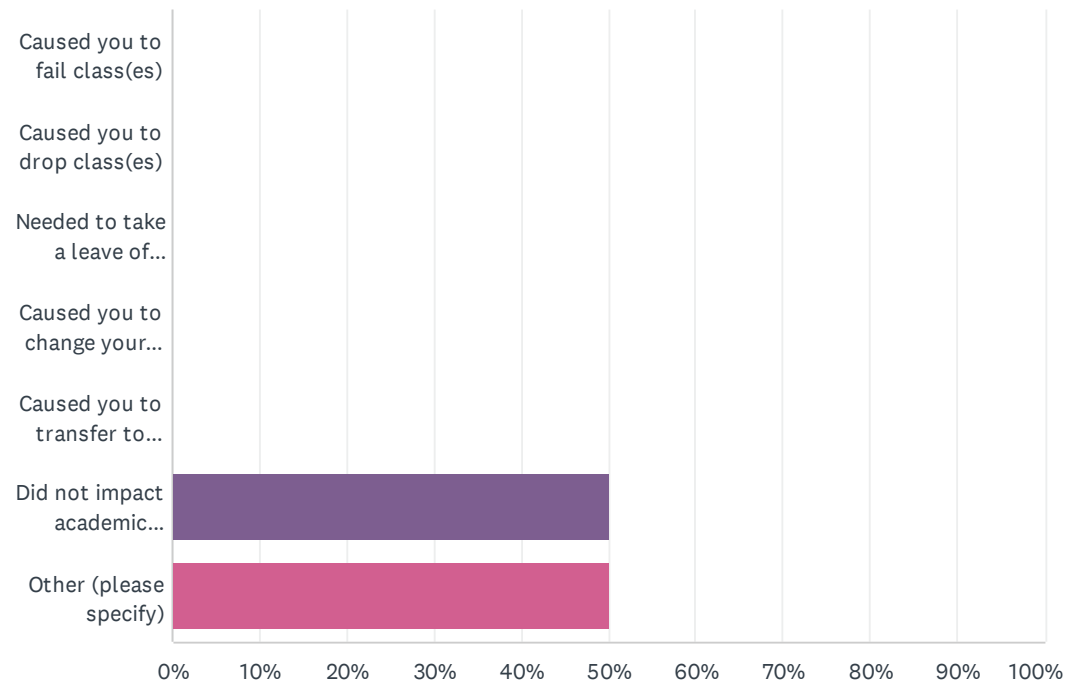
Answered: 2 Skipped: 268



ANSWER CHOICES	RESPONSES	
Summer	0.00%	0
Fall	100.00%	2
Winter	0.00%	0
Spring	0.00%	0
Total Respondents: 2		

### Q77 Did the situation impact your academic performance in any of the following ways? (check all that apply):

Answered: 2 Skipped: 268

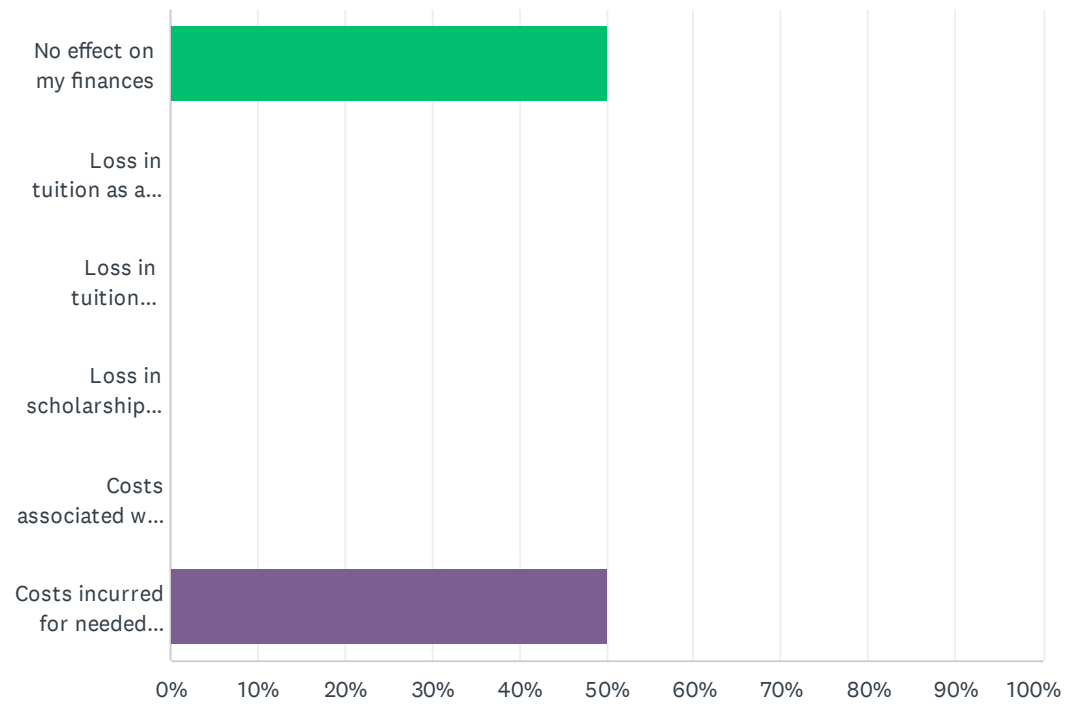


AUNE Sexual Misconduct Climate Survey AY2023-24

ANSWER CHOICES	RESPONSES	
Caused you to fail class(es)	0.00%	0
Caused you to drop class(es)	0.00%	0
Needed to take a leave of absence from your education	0.00%	0
Caused you to change your major	0.00%	0
Caused you to transfer to another institution	0.00%	0
Did not impact academic performance	50.00%	1
Other (please specify)	50.00%	1
Total Respondents: 2		

### Q78 Did the situation have negative financial impacts on your academic career? (check all that apply):

Answered: 2 Skipped: 268



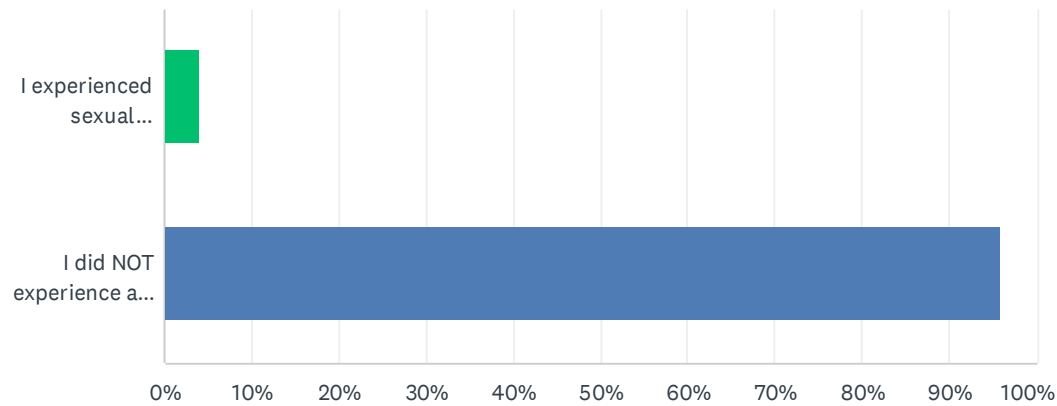
AUNE Sexual Misconduct Climate Survey AY2023-24

ANSWER CHOICES	RESPONSES	
No effect on my finances	50.00%	1
Loss in tuition as a result of dropping classes	0.00%	0
Loss in tuition resulting from an unplanned leave of absence	0.00%	0
Loss in scholarship award due to diminished grades as a result of the sexual violence	0.00%	0
Costs associated with unexpected need to change housing	0.00%	0
Costs incurred for needed physical and mental health services resulting from the sexual violence	50.00%	1
Total Respondents: 2		



Q79 If you did not experience any sexual misconduct while at Antioch, this survey will let you go straight to the last module on campus safety.

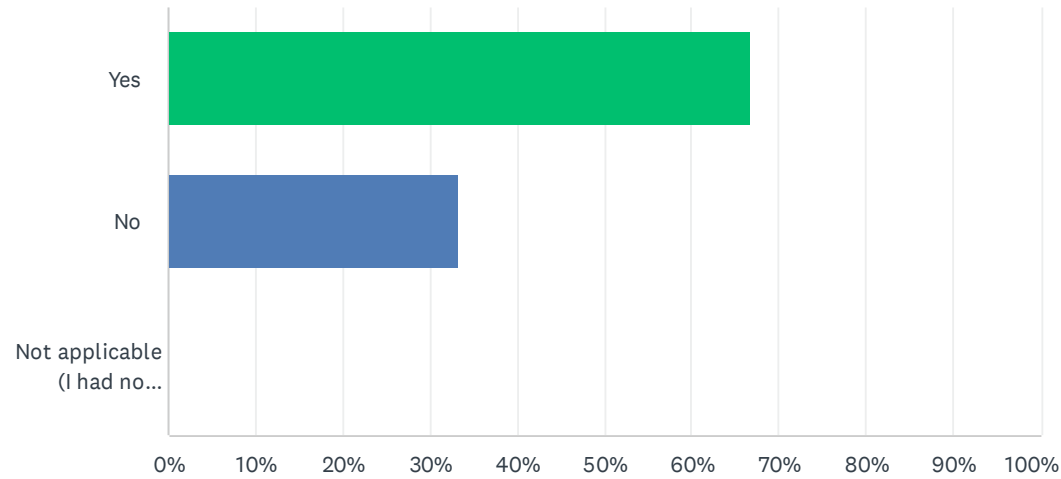
Answered: 198 Skipped: 72



ANSWER CHOICES	RESPONSES	
I experienced sexual misconduct (sexual harassment, stalking, dating violence, sexual violence) while at Antioch.	4.04%	8
I did NOT experience any sexual misconduct while at Antioch.	95.96%	190
<b>TOTAL</b>		<b>198</b>

### Q80 Did you tell anyone about any of these experiences?

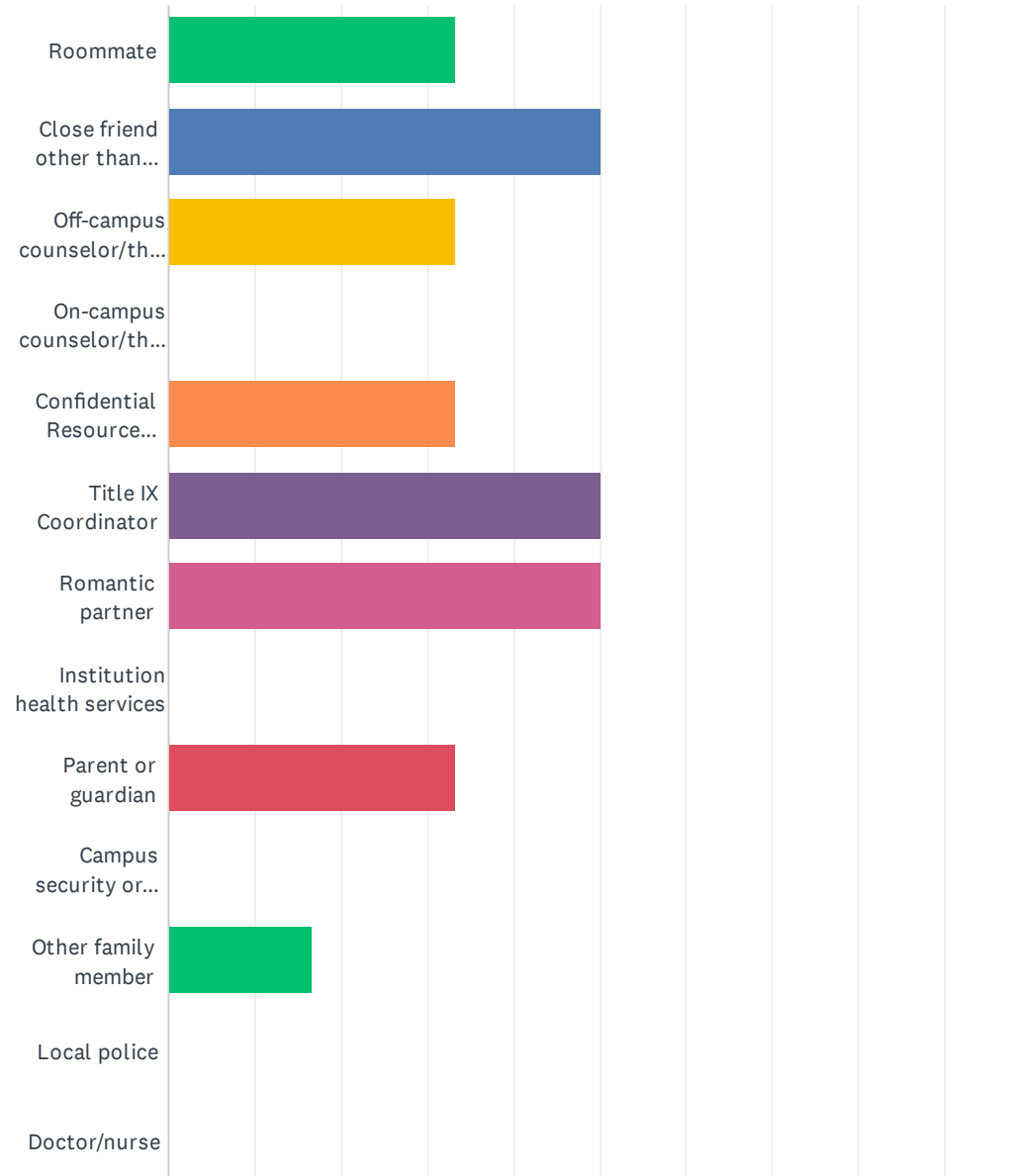
Answered: 9 Skipped: 261



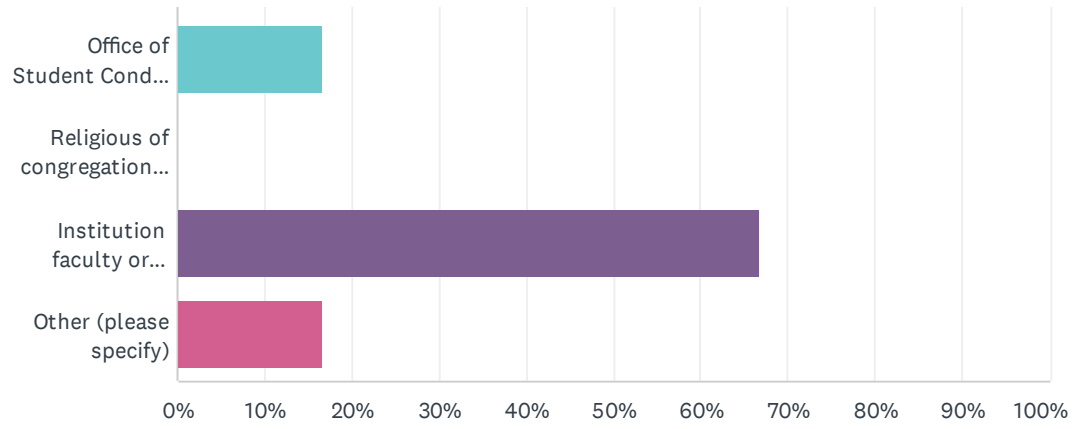
ANSWER CHOICES	RESPONSES	
Yes	66.67%	6
No	33.33%	3
Not applicable (I had no experience of sexual misconduct at Antioch)	0.00%	0
<b>TOTAL</b>		<b>9</b>

## Q81 Whom did you tell?

Answered: 6 Skipped: 264



# AUNE Sexual Misconduct Climate Survey AY2023-24



AUNE Sexual Misconduct Climate Survey AY2023-24

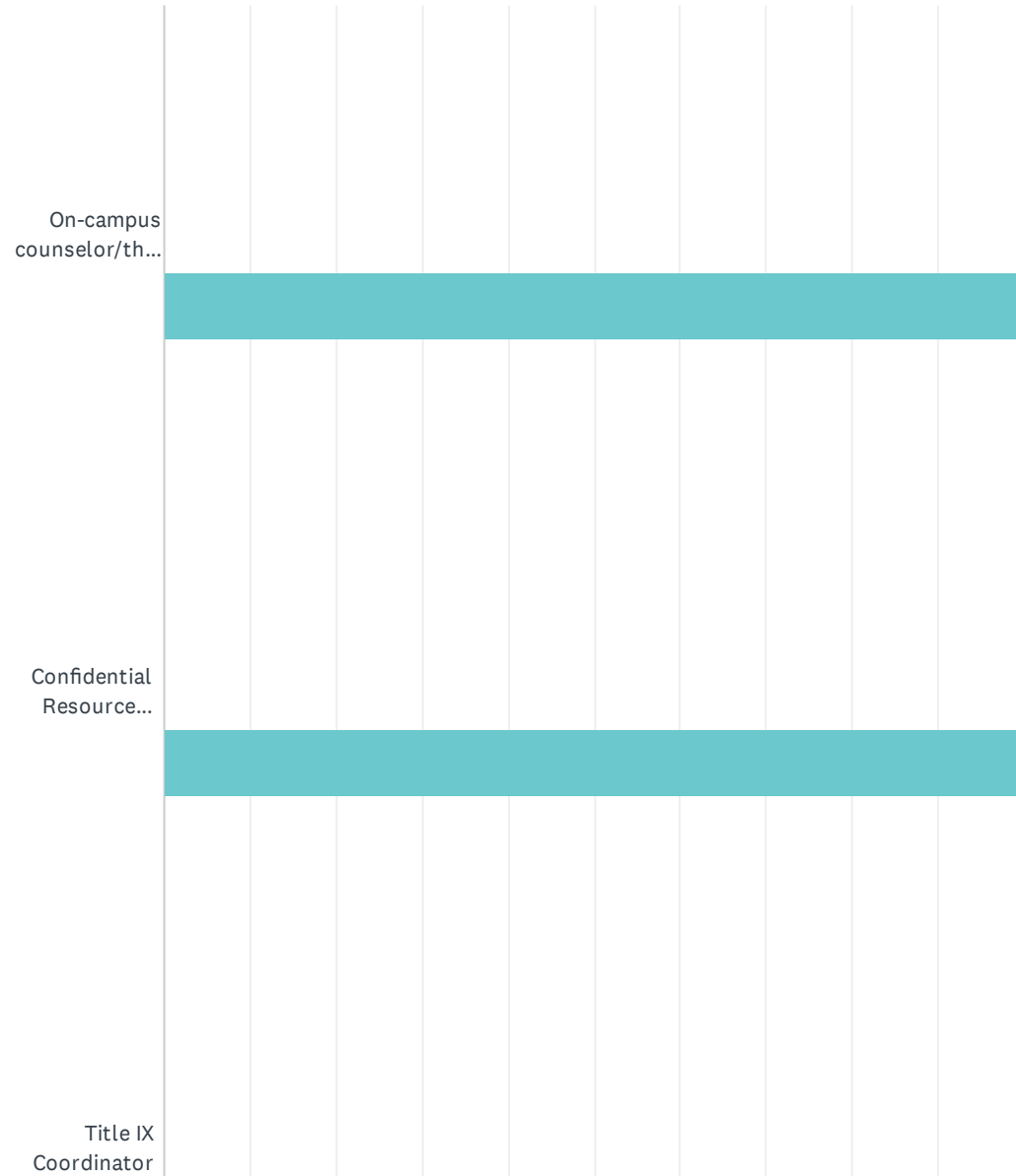
ANSWER CHOICES	RESPONSES	
Roommate	33.33%	2
Close friend other than roommate	50.00%	3
Off-campus counselor/therapist	33.33%	2
On-campus counselor/therapist	0.00%	0
Confidential Resource Advisor	33.33%	2
Title IX Coordinator	50.00%	3
Romantic partner	50.00%	3
Institution health services	0.00%	0
Parent or guardian	33.33%	2
Campus security or police department	0.00%	0
Other family member	16.67%	1
Local police	0.00%	0
Doctor/nurse	0.00%	0
Office of Student Conduct (not same as Title IX Office)	16.67%	1
Religious or congregational leader, including Clergy, Pastor, Rabbi, Imam or another religious leader	0.00%	0
Institution faculty or staff	66.67%	4
Other (please specify)	16.67%	1
Total Respondents: 6		

## Q82 What motivated you to tell someone about the incident?

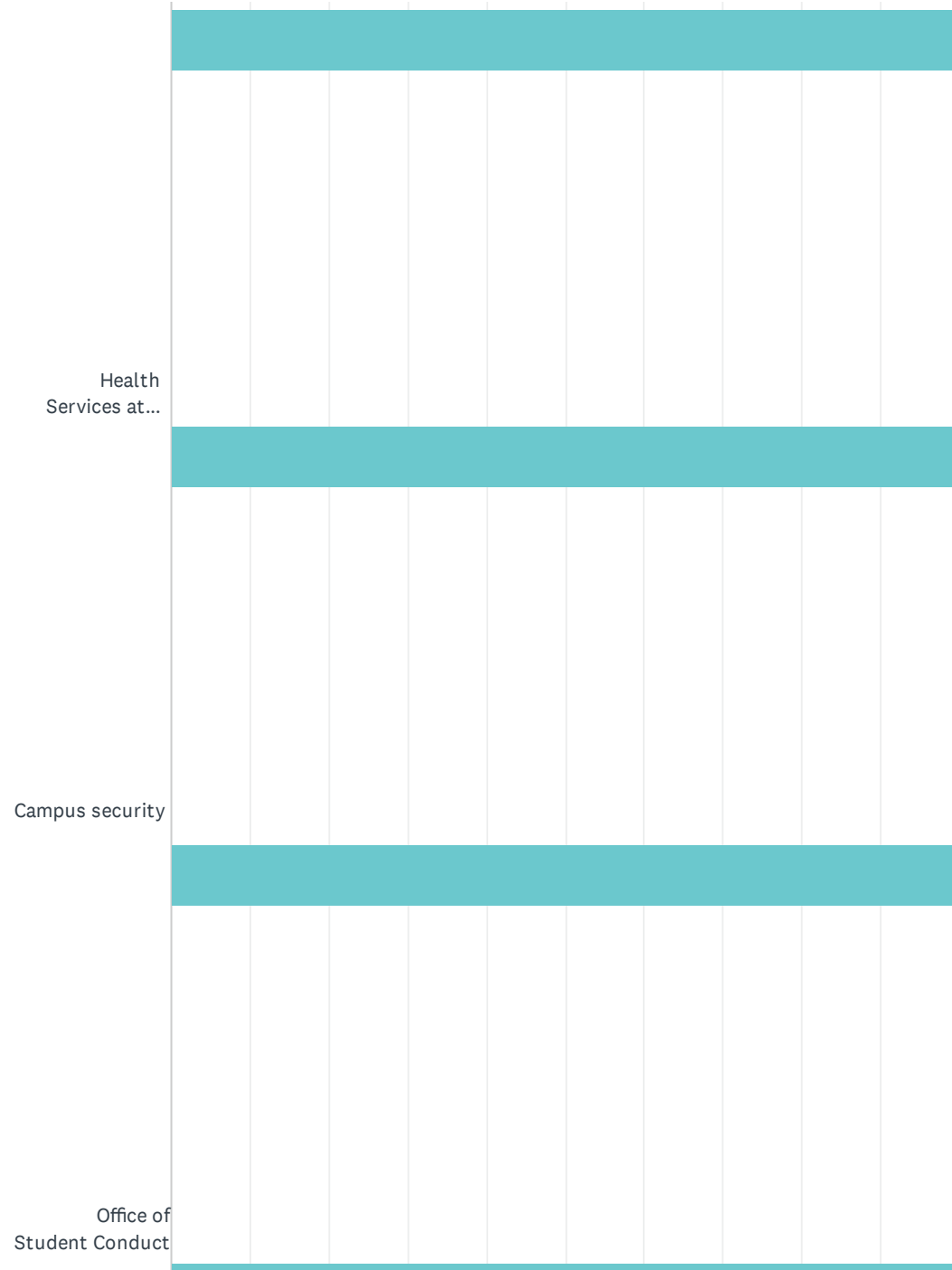
Answered: 5 Skipped: 265

### Q83 How helpful were the following personnel in helping you deal with the incident?

Answered: 2 Skipped: 268

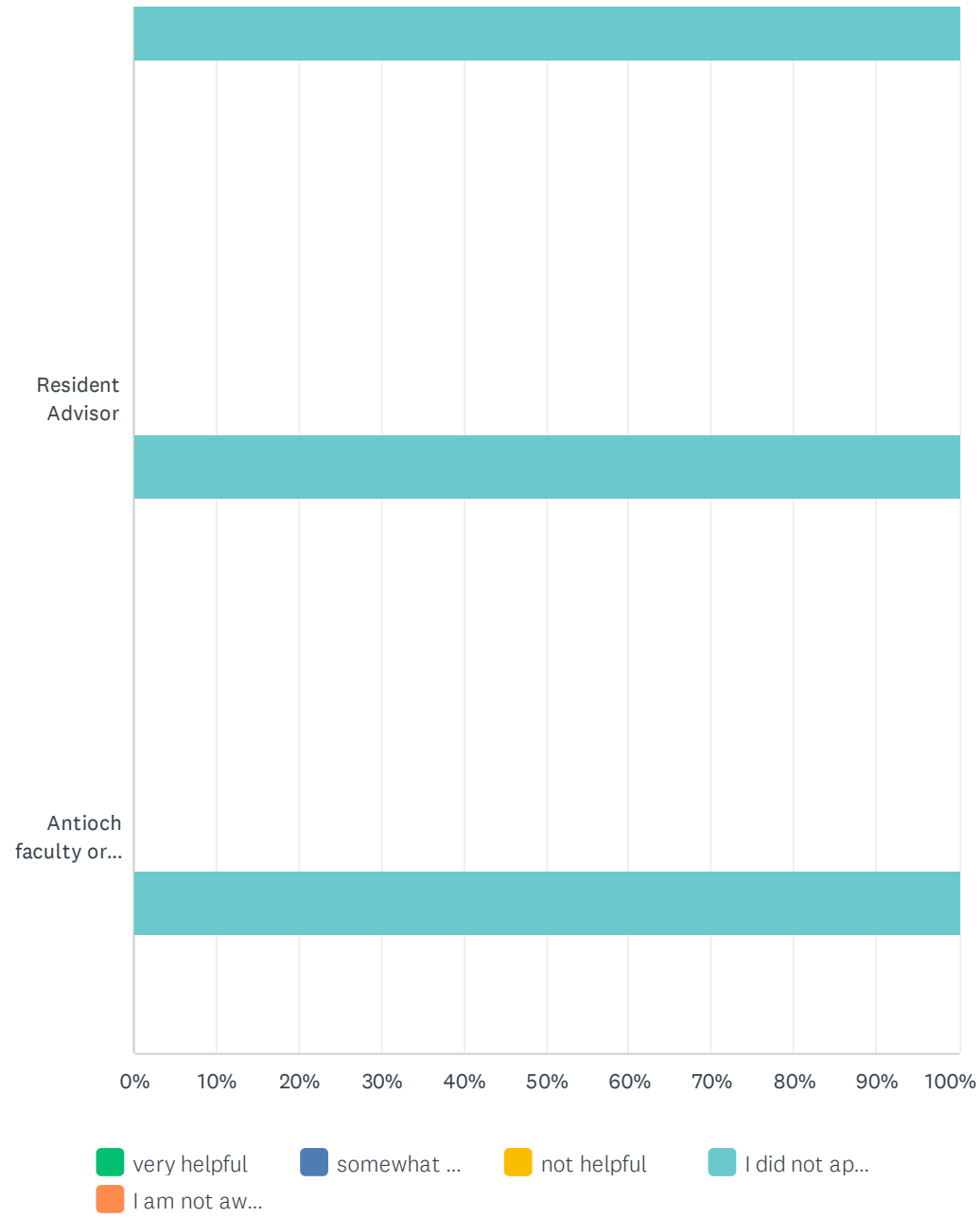


# AUNE Sexual Misconduct Climate Survey AY2023-24





# AUNE Sexual Misconduct Climate Survey AY2023-24

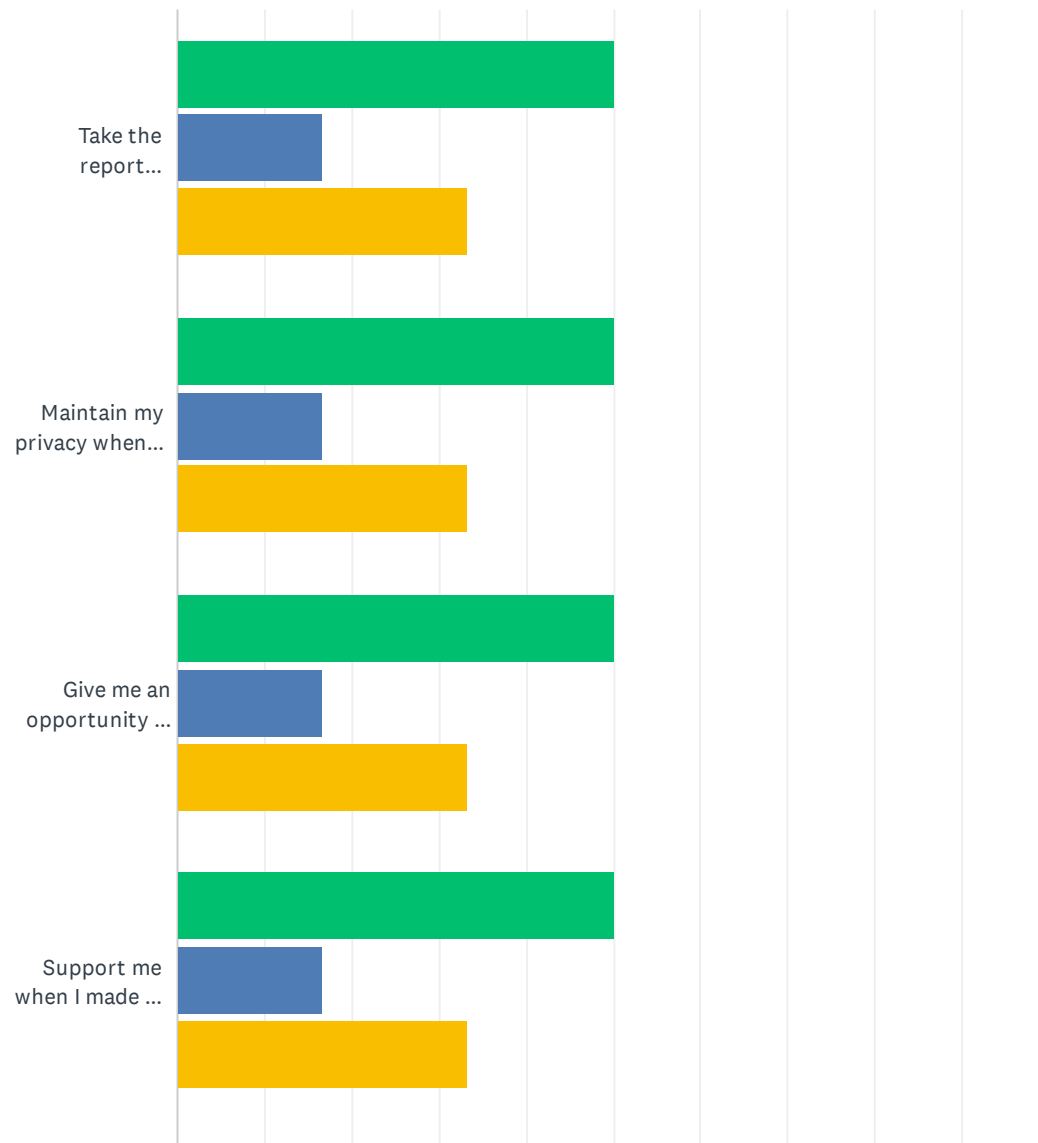


AUNE Sexual Misconduct Climate Survey AY2023-24

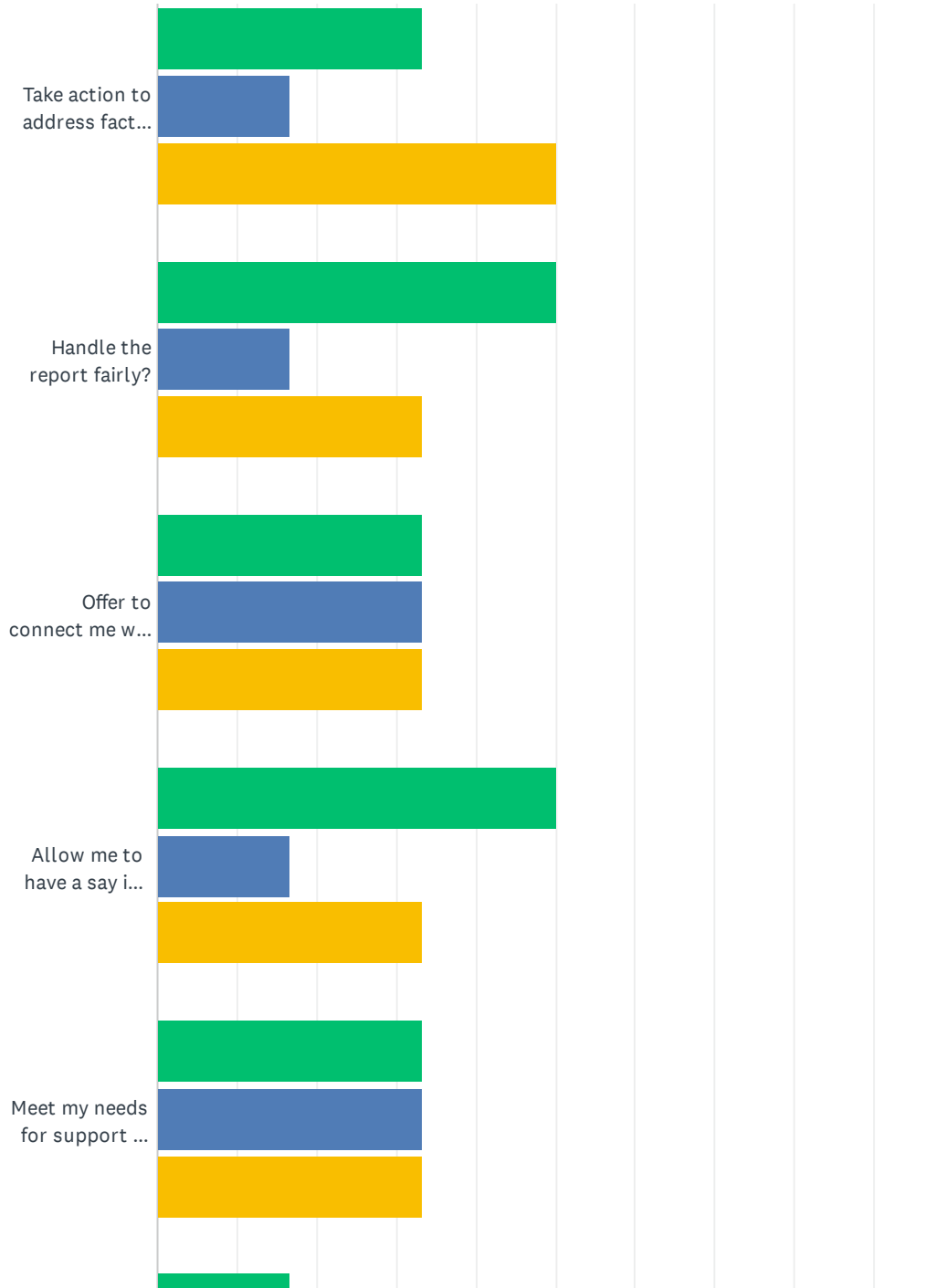
	VERY HELPFUL	SOMEWHAT HELPFUL	NOT HELPFUL	I DID NOT APPROACH THIS PERSON	I AM NOT AWARE OF THIS PERSON	TOTAL
On-campus counselor/therapist	0.00% 0	0.00% 0	0.00% 0	100.00% 2	0.00% 0	2
Confidential Resource Advisor	0.00% 0	0.00% 0	0.00% 0	100.00% 2	0.00% 0	2
Title IX Coordinator	0.00% 0	0.00% 0	0.00% 0	100.00% 2	0.00% 0	2
Health Services at Antioch	0.00% 0	0.00% 0	0.00% 0	100.00% 2	0.00% 0	2
Campus security	0.00% 0	0.00% 0	0.00% 0	100.00% 2	0.00% 0	2
Office of Student Conduct	0.00% 0	0.00% 0	0.00% 0	100.00% 2	0.00% 0	2
Resident Advisor	0.00% 0	0.00% 0	0.00% 0	100.00% 2	0.00% 0	2
Antioch faculty or staff	0.00% 0	0.00% 0	0.00% 0	100.00% 2	0.00% 0	2

# Q84 In thinking about the events related to sexual misconduct described in the previous sections, did Antioch:

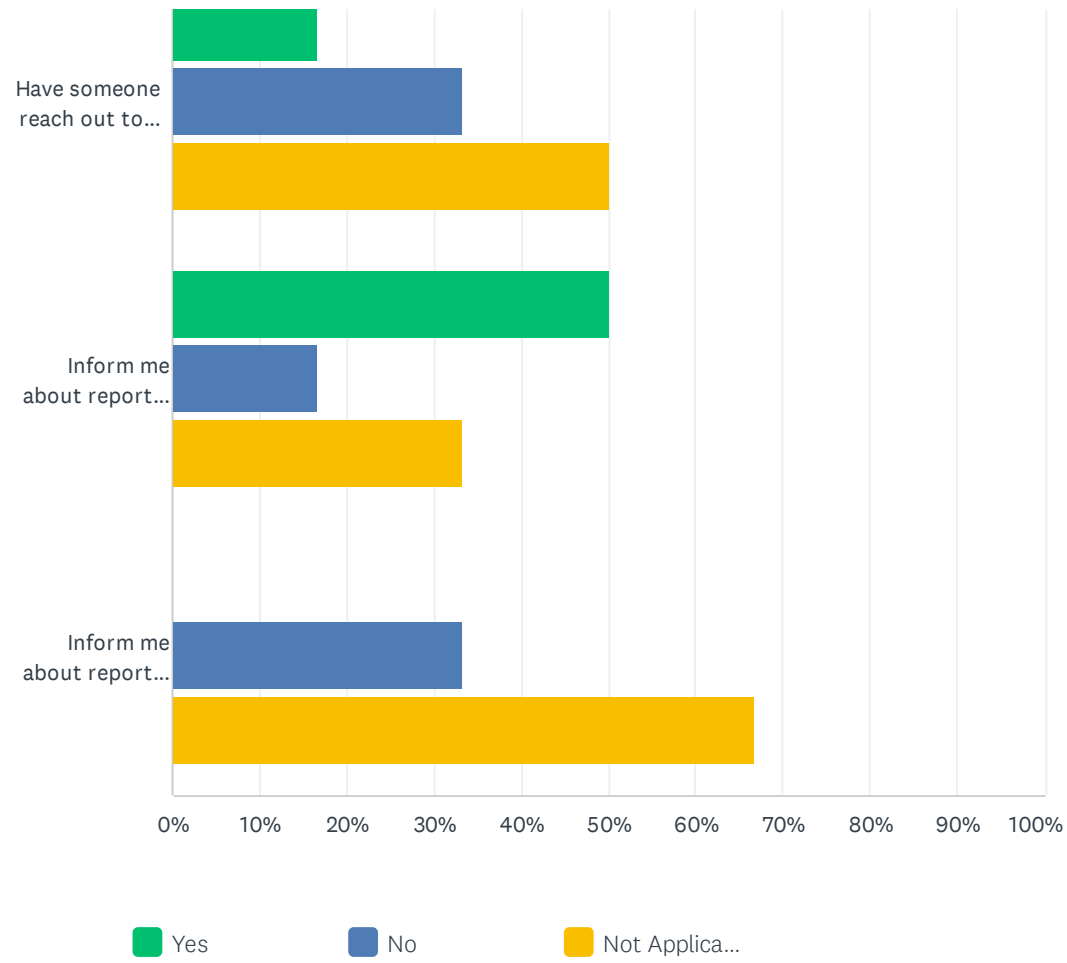
Answered: 6 Skipped: 264



# AUNE Sexual Misconduct Climate Survey AY2023-24



# AUNE Sexual Misconduct Climate Survey AY2023-24

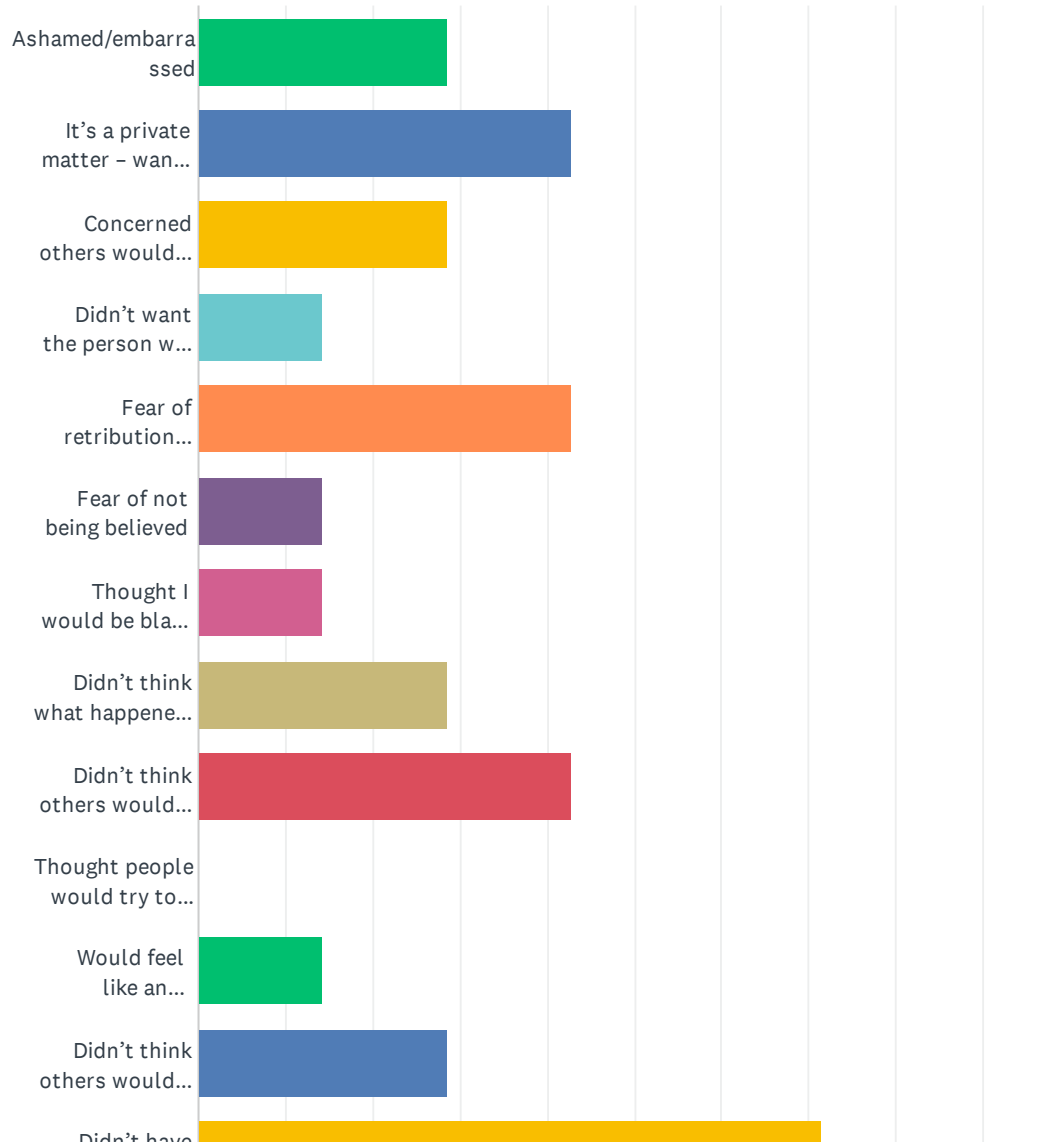


AUNE Sexual Misconduct Climate Survey AY2023-24

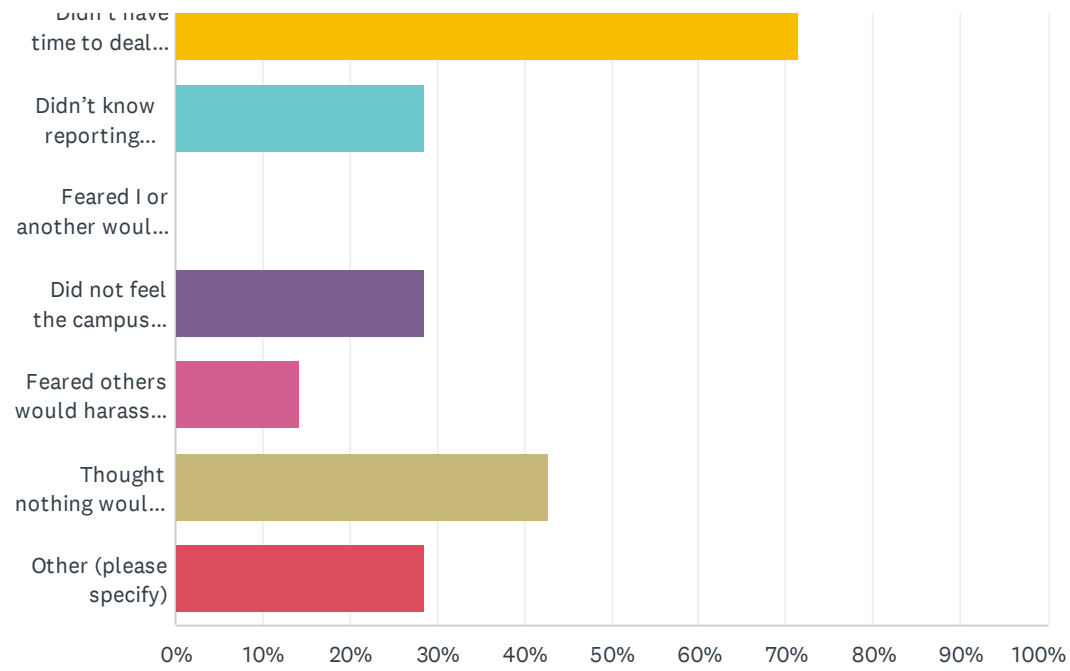
	YES	NO	NOT APPLICABLE	TOTAL
Take the report seriously?	50.00% 3	16.67% 1	33.33% 2	6
Maintain my privacy when I made the report?	50.00% 3	16.67% 1	33.33% 2	6
Give me an opportunity to voice my preferences for moving forward?	50.00% 3	16.67% 1	33.33% 2	6
Support me when I made the report?	50.00% 3	16.67% 1	33.33% 2	6
Take action to address factors that may have led to the sexual misconduct?	33.33% 2	16.67% 1	50.00% 3	6
Handle the report fairly?	50.00% 3	16.67% 1	33.33% 2	6
Offer to connect me with either formal or informal resources (e.g., counseling, academic services, or meetings)?	33.33% 2	33.33% 2	33.33% 2	6
Allow me to have a say in how my report was handled?	50.00% 3	16.67% 1	33.33% 2	6
Meet my needs for support and accommodations?	33.33% 2	33.33% 2	33.33% 2	6
Have someone reach out to me to discuss my needs related to: medical care, mental health, academics, housing, safety planning, no-contact orders, etc.?	16.67% 1	33.33% 2	50.00% 3	6
Inform me about reporting and resolution options (formal and informal) available at Antioch?	50.00% 3	16.67% 1	33.33% 2	6
Inform me about reporting and resolution options available through local law enforcement?	0.00% 0	33.33% 2	66.67% 4	6

### Q85 What factors contributed to your decision not to tell anyone about the situation or incident? Select all that apply.

Answered: 7 Skipped: 263



### AUNE Sexual Misconduct Climate Survey AY2023-24



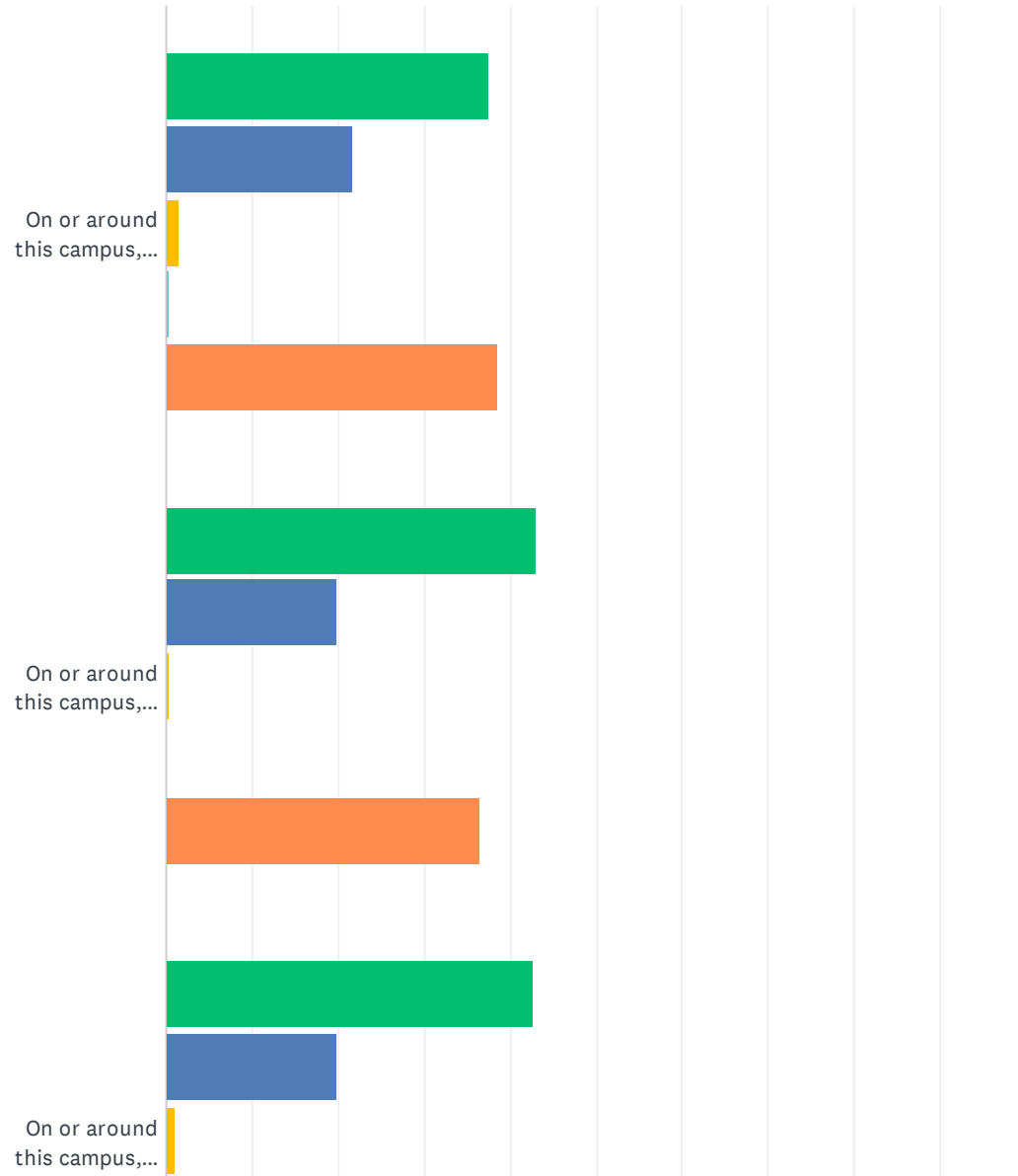


AUNE Sexual Misconduct Climate Survey AY2023-24

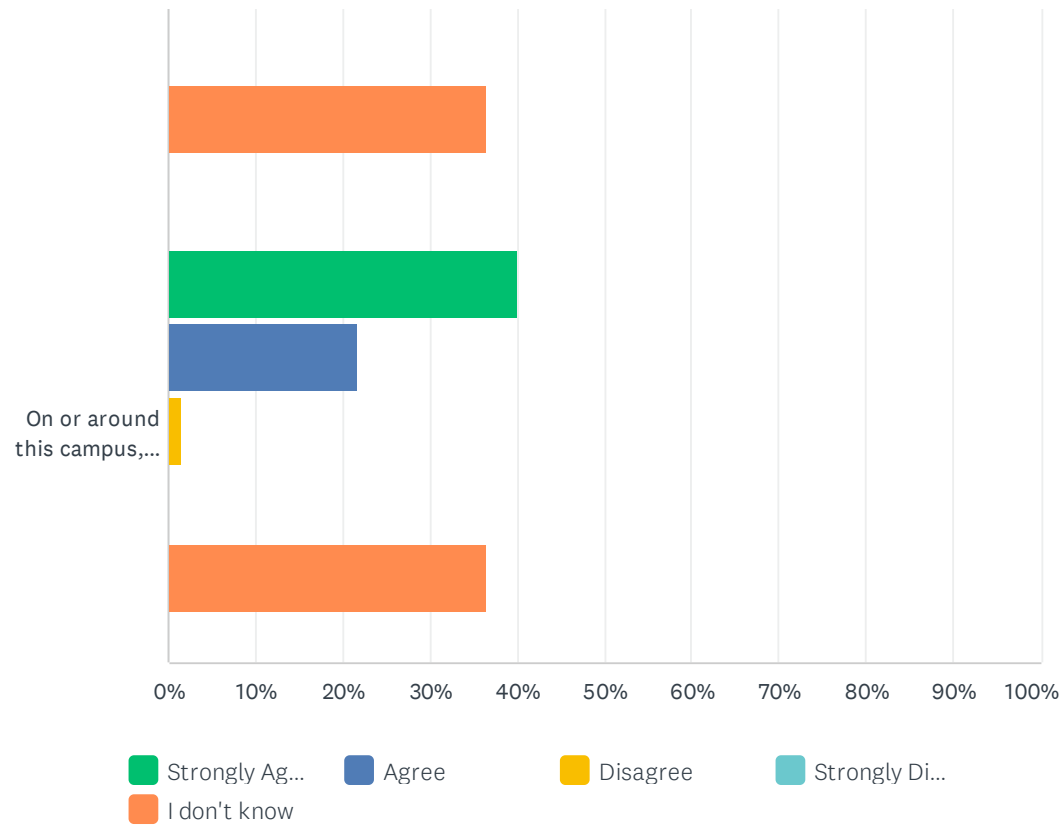
ANSWER CHOICES	RESPONSES	
Ashamed/embarrassed	28.57%	2
It's a private matter – wanted to deal with it on my own	42.86%	3
Concerned others would find out	28.57%	2
Didn't want the person who did it to get in trouble	14.29%	1
Fear of retribution from the person who did it	42.86%	3
Fear of not being believed	14.29%	1
Thought I would be blamed for what happened	14.29%	1
Didn't think what happened was serious enough to talk about	28.57%	2
Didn't think others would think it was serious	42.86%	3
Thought people would try to tell me what to do	0.00%	0
Would feel like an admission of failure	14.29%	1
Didn't think others would understand	28.57%	2
Didn't have time to deal with it due to academics, work, etc.	71.43%	5
Didn't know reporting procedure on campus	28.57%	2
Feared I or another would be punished for infractions or violations (such as underage drinking)	0.00%	0
Did not feel the campus leadership would solve my problems	28.57%	2
Feared others would harass me or react negatively toward me	14.29%	1
Thought nothing would be done	42.86%	3
Other (please specify)	28.57%	2
Total Respondents: 7		

## Q86 Sense of Safety

Answered: 197 Skipped: 73



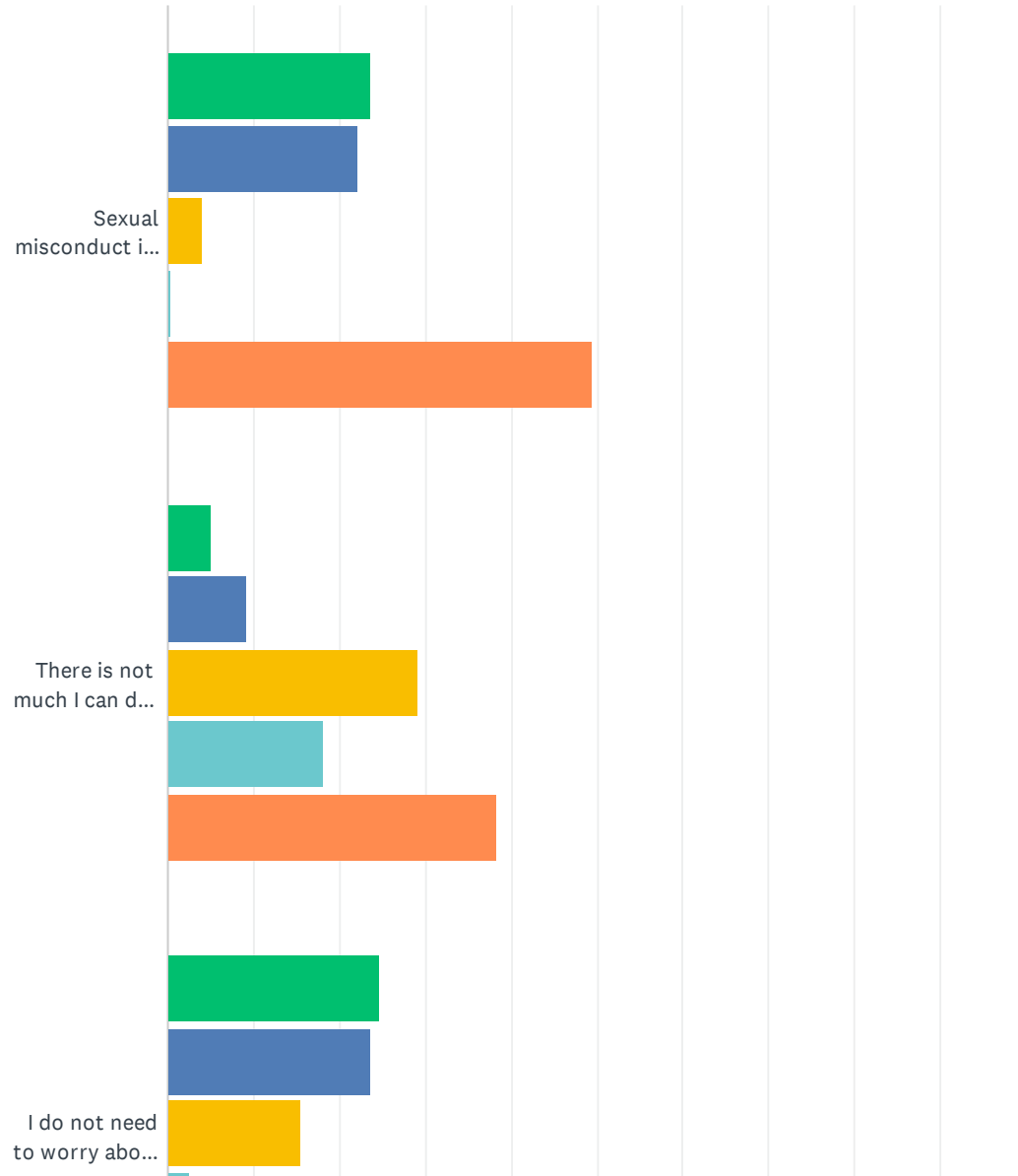
### AUNE Sexual Misconduct Climate Survey AY2023-24



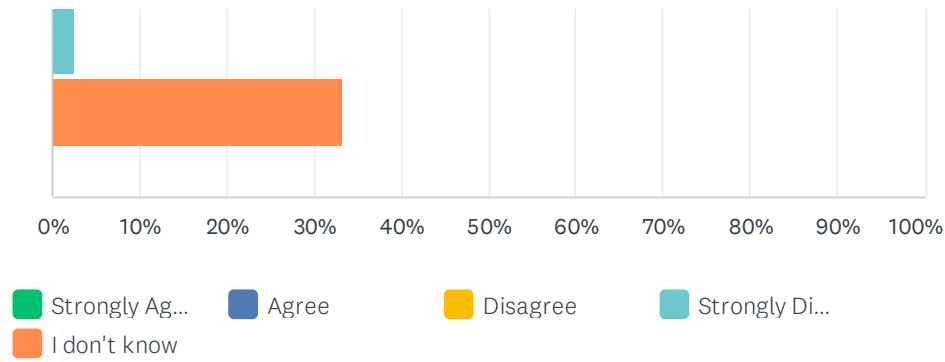
	STRONGLY AGREE	AGREE	DISAGREE	STRONGLY DISAGREE	I DON'T KNOW	TOTAL
On or around this campus, I feel safe from sexual harassment.	37.56% 74	21.83% 43	1.52% 3	0.51% 1	38.58% 76	197
On or around this campus, I feel safe from dating violence.	43.15% 85	19.80% 39	0.51% 1	0.00% 0	36.55% 72	197
On or around this campus, I feel safe from sexual violence.	42.64% 84	19.80% 39	1.02% 2	0.00% 0	36.55% 72	197
On or around this campus, I feel safe from stalking.	40.10% 79	21.83% 43	1.52% 3	0.00% 0	36.55% 72	197

## Q87 Perception of sexual misconduct as part of campus life

Answered: 198 Skipped: 72



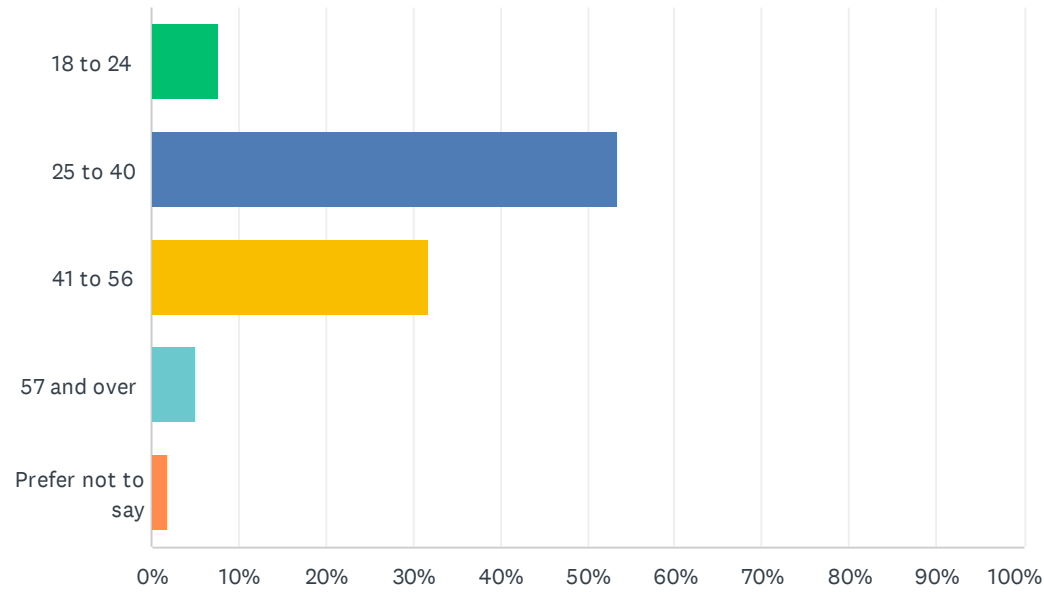
### AUNE Sexual Misconduct Climate Survey AY2023-24



	STRONGLY AGREE	AGREE	DISAGREE	STRONGLY DISAGREE	I DON'T KNOW	TOTAL
Sexual misconduct is not a problem at Antioch.	23.74% 47	22.22% 44	4.04% 8	0.51% 1	49.49% 98	198
There is not much I can do about sexual misconduct on this campus.	5.05% 10	9.09% 18	29.29% 58	18.18% 36	38.38% 76	198
I do not need to worry about sexual misconduct while at Antioch.	24.75% 49	23.74% 47	15.66% 31	2.53% 5	33.33% 66	198

## Q88 How old are you?

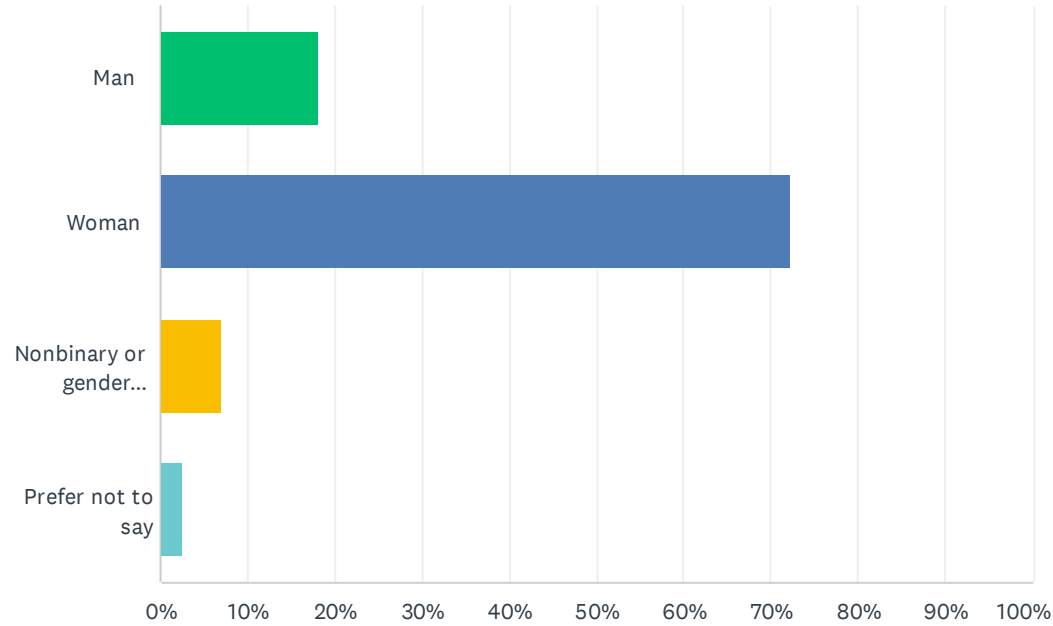
Answered: 198 Skipped: 72



ANSWER CHOICES	RESPONSES	
18 to 24	7.58%	15
25 to 40	53.54%	106
41 to 56	31.82%	63
57 and over	5.05%	10
Prefer not to say	2.02%	4
<b>TOTAL</b>		<b>198</b>

### Q89 What best describes your gender identity?

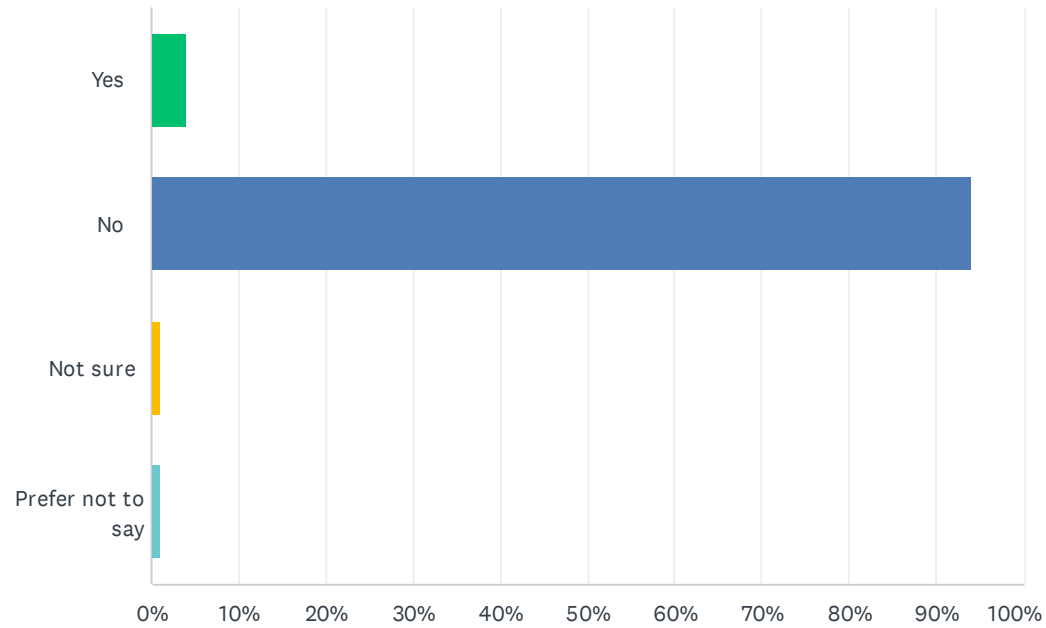
Answered: 198 Skipped: 72



ANSWER CHOICES	RESPONSES
Man	18.18% 36
Woman	72.22% 143
Nonbinary or gender expansive	7.07% 14
Prefer not to say	2.53% 5
<b>TOTAL</b>	<b>198</b>

## Q90 Do you identify as trans?

Answered: 198 Skipped: 72

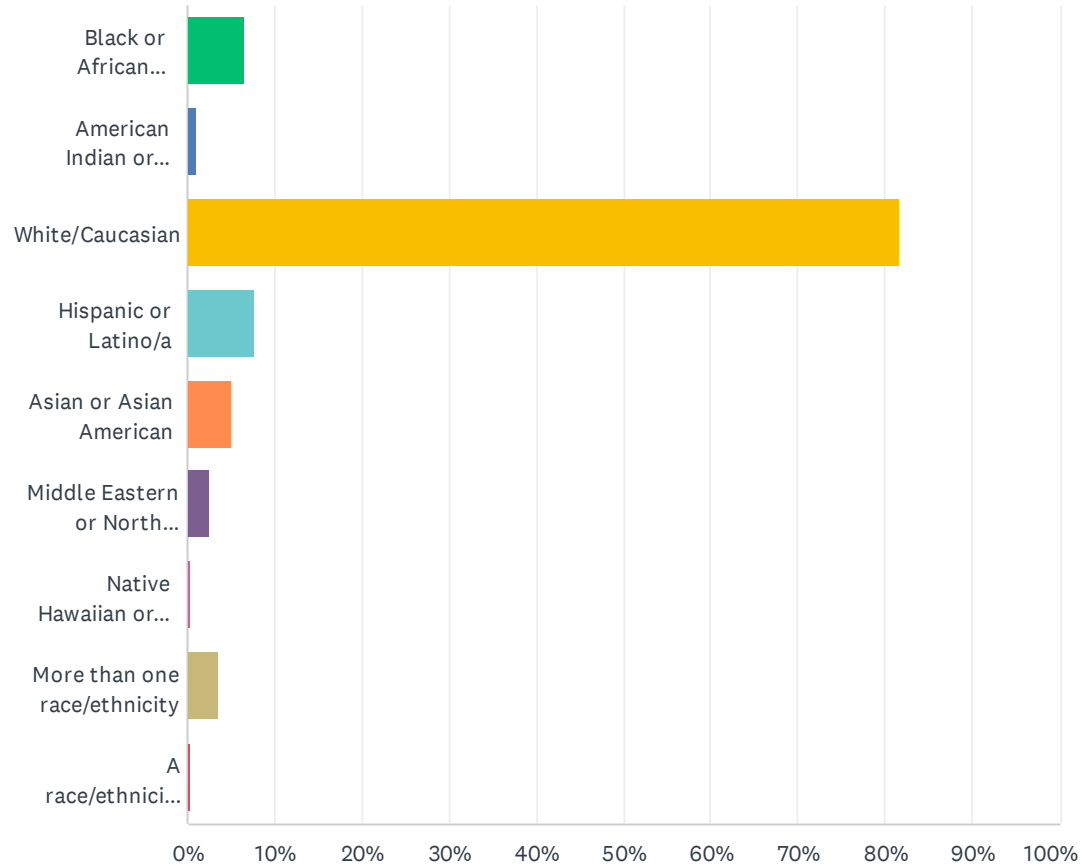


ANSWER CHOICES	RESPONSES	
Yes	4.04%	8
No	93.94%	186
Not sure	1.01%	2
Prefer not to say	1.01%	2
<b>TOTAL</b>		<b>198</b>



## Q91 Describe your race/ethnicity?

Answered: 197 Skipped: 73

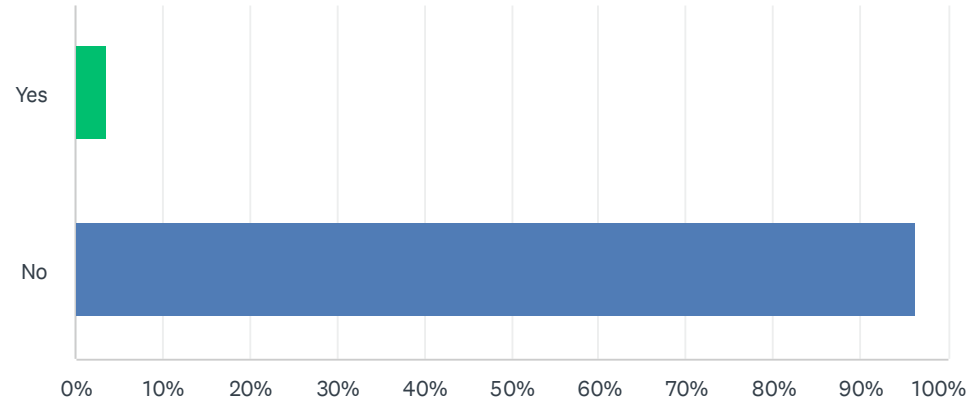


AUNE Sexual Misconduct Climate Survey AY2023-24

ANSWER CHOICES	RESPONSES	
Black or African American	6.60%	13
American Indian or Alaskan native	1.02%	2
White/Caucasian	81.73%	161
Hispanic or Latino/a	7.61%	15
Asian or Asian American	5.08%	10
Middle Eastern or North African	2.54%	5
Native Hawaiian or Other Pacific Islander	0.51%	1
More than one race/ethnicity	3.55%	7
A race/ethnicity not listed here	0.51%	1
Total Respondents: 197		

### Q92 Are you an international student?

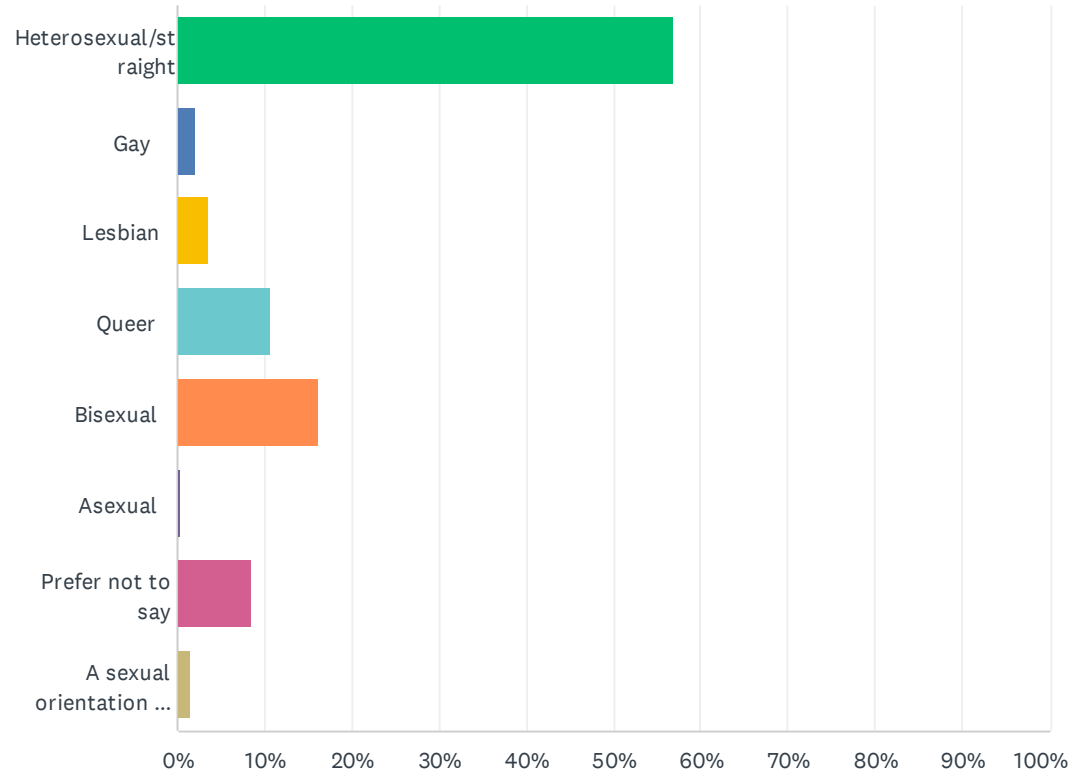
Answered: 197 Skipped: 73



ANSWER CHOICES	RESPONSES	
Yes	3.55%	7
No	96.45%	190
TOTAL		197

## Q93 What is your sexual orientation?

Answered: 197 Skipped: 73

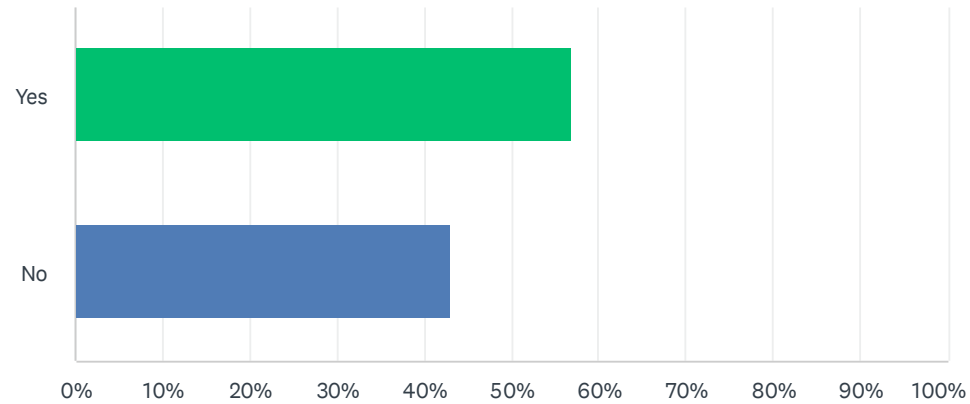


AUNE Sexual Misconduct Climate Survey AY2023-24

ANSWER CHOICES	RESPONSES	
Heterosexual/straight	56.85%	112
Gay	2.03%	4
Lesbian	3.55%	7
Queer	10.66%	21
Bisexual	16.24%	32
Asexual	0.51%	1
Prefer not to say	8.63%	17
A sexual orientation not listed here	1.52%	3
<b>TOTAL</b>		<b>197</b>

### Q94 Do you take course 100% online?

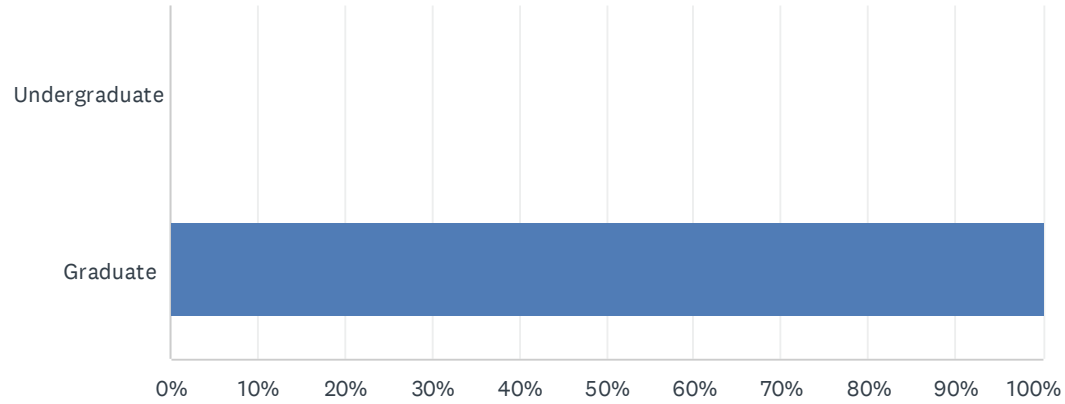
Answered: 197 Skipped: 73



ANSWER CHOICES	RESPONSES	
Yes	56.85%	112
No	43.15%	85
TOTAL		197

### Q95 What academic level are you in?

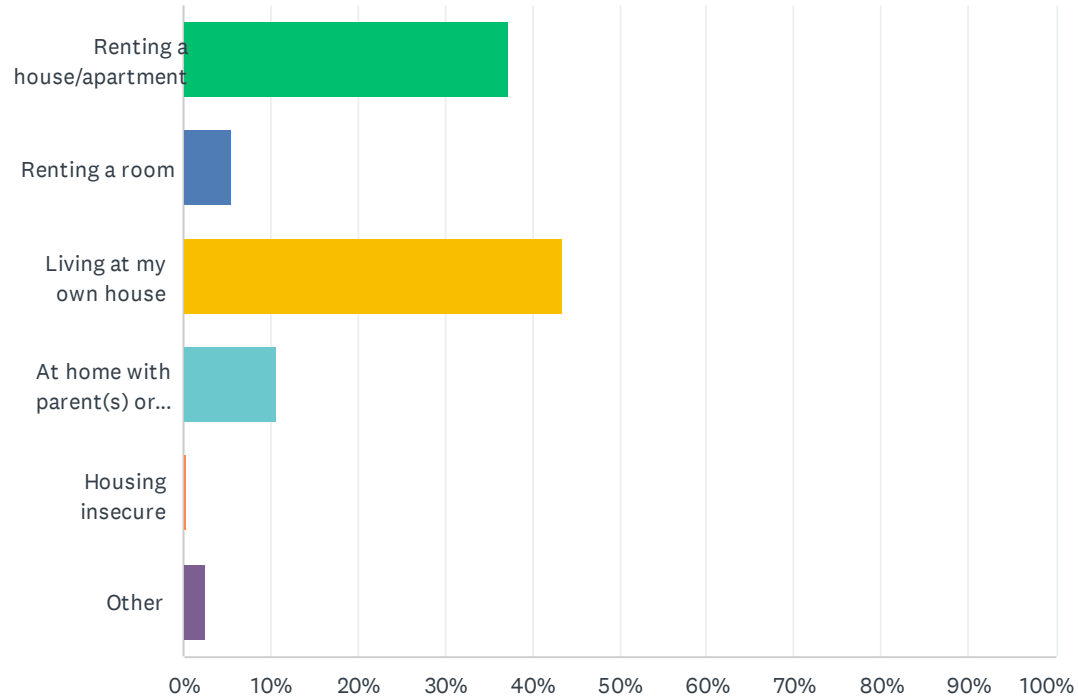
Answered: 198 Skipped: 72



ANSWER CHOICES	RESPONSES	
Undergraduate	0.00%	0
Graduate	100.00%	198
TOTAL		198

### Q96 Which of the following best describes your living situation?

Answered: 198 Skipped: 72



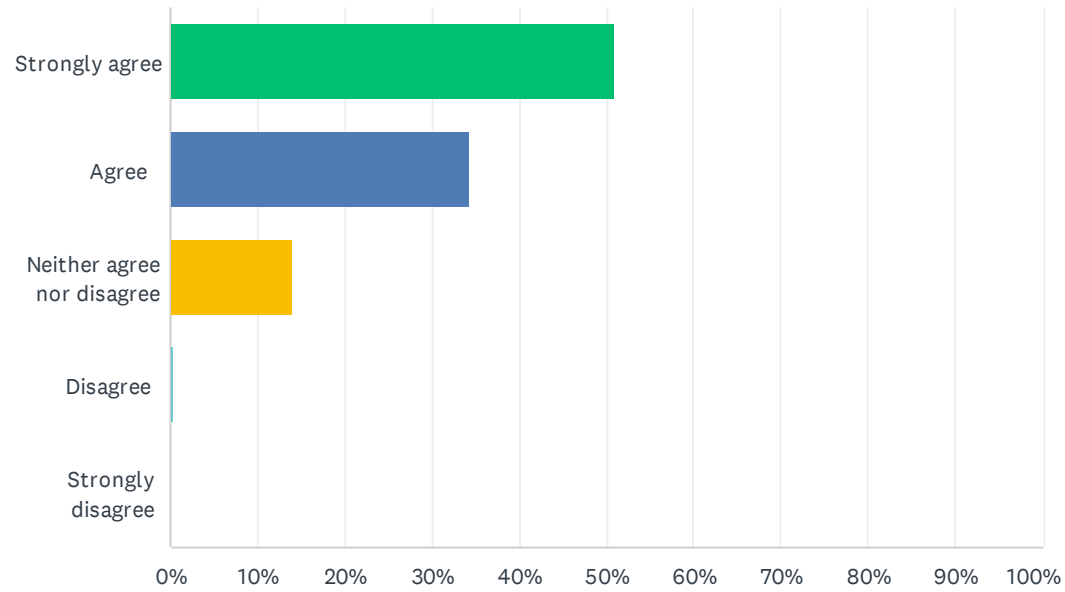


AUNE Sexual Misconduct Climate Survey AY2023-24

ANSWER CHOICES	RESPONSES	
Renting a house/apartment	37.37%	74
Renting a room	5.56%	11
Living at my own house	43.43%	86
At home with parent(s) or guardian(s)	10.61%	21
Housing insecure	0.51%	1
Other	2.53%	5
TOTAL	198	

### Q97 I generally feel safe at Antioch.

Answered: 198 Skipped: 72



ANSWER CHOICES	RESPONSES	
Strongly agree	51.01%	101
Agree	34.34%	68
Neither agree nor disagree	14.14%	28
Disagree	0.51%	1
Strongly disagree	0.00%	0
<b>TOTAL</b>		<b>198</b>